

2007 TENNESSEE VOLUNTEERS FOOTBALL

Contacts: Bud Ford (cell 865-567-6287) Assoc. AD-Media Relations ♦ John Painter (cell 865-414-1143) Assoc. SID
 P.O. Box 15016 ♦ Knoxville, TN 37901 ♦ Phone: (865) 974-1212 ♦ Fax: (865) 974-1269
 bford@tennessee.edu ♦ jpainter@tennessee.edu

2007 TENNESSEE SCHEDULE

Date	Opponent	Time/Result
Sept. 1	at California (ABC)	L 31-45
Sept. 8	Southern Mississippi (PPV)	W 39-19
Sept. 15	*at Florida (CBS)	3:30 p.m. ET
Sept. 22	Arkansas State (PPV)	7 p.m. ET
Oct. 6	*Georgia	
Oct. 13	*at Mississippi State	
Oct. 20	*at Alabama	
Oct. 27	*South Carolina	
Nov. 3	Louisiana-Lafayette (HC) (PPV)	4 p.m. ET
Nov. 10	*Arkansas	
Nov. 17	*Vanderbilt	
Nov. 24	*at Kentucky	
Dec. 1	SEC Championship Game (CBS)	4 p.m. ET

* Southeastern Conference game

2007 FLORIDA SCHEDULE

Date	Opponent	Time/Result
Sept. 1	Western Kentucky (LFN)	W 49-3
Sept. 8	Troy (PPV)	W 59-31
Sept. 15	*Tennessee (CBS)	3:30 p.m. ET
Sept. 22	*at Ole Miss	
Sept. 29	*Auburn	
Oct. 6	*at LSU	
Oct. 20	*at Kentucky	
Oct. 27	*vs. Georgia (J'ville)	
Nov. 3	*Vanderbilt	
Nov. 10	*at South Carolina	
Nov. 17	Florida Atlantic	
Nov. 24	Florida State	
Dec. 1	SEC Championship (CBS)	

* Southeastern Conference game

WHAT'S INSIDE

UT Media Services	2	Starter Thumbnails	16-20
Notes on the Vols	3-6	Game Recaps	21
UT Scouting Report	8	Season Stats	23-30
Depth Charts	9	Career Stats	31-33
Series History	10	The Last Time	34-35

RADIO

Vol Network (StadiumCast FM 89.7)

Play-by-play: Bob Kesling
 Color: Tim Priest
 Sideline: Mike Stowell



XM Satellite Radio

Channel 144 (Vol Network Feed)



TELEVISION

CBS

Play-by-play: Verne Lundquist
 Analyst: Gary Danielson
 Sideline: Tracy Wolfson



SportSouth Replay

Vol Network Audio Feed



Game 3

Tennessee Volunteers at Florida Gators

Sept. 15 ♦ Ben Hill Griffin Stadium (88,548) ♦ 3:30 p.m. ET ♦ CBS

TENNESSEE

UTsports.com
 1-1, 0-0 SEC
 22nd AP / 24th USA Today Coaches
 Phillip Fulmer (Tennessee, 1972)
 138-42 (.767, 16th year)
 138-42 (.767, 16th year)
 Tennessee leads 19-17

Web Site

Record

Ranking

Head Coach

Overall Record

Record at School

All-Time Series

FLORIDA

GatorZone.com

2-0, 0-0 SEC

5th AP / 3rd USA Today Coaches

Urban Meyer (Cincinnati, 1986)

63-12 (.840, Seventh year)

24-4 (.857, Third year)

SERIES HISTORY & NOTES

Tennessee leads the all-time series with the Gators 19-17 and owns a 5-8 record in Gainesville. The Vols won two of their last three contests in "The Swamp," claiming a 34-32 win in 2001 and a 24-10 triumph in 2003.

UT head coach Phillip Fulmer owns a 5-10 career mark against Florida.

Five players on Tennessee's 2007 roster—Michael Crain (Jacksonville), Art Evans (Lakeland), Quintin Hancock (St. Augustine), Daniel Lincoln (Ocala), Vladimir Richard (Sunrise)—hail from the state of Florida. Vols defensive line coach Dan Brooks received his Master's degree from UF and was an assistant coach with the Gators from 1983-87.

This series recently has been dictated by the running game, as the team with the most rushing yardage has won 15 of the last 17 meetings (UF won in 2000 and 2002 despite being outgained on the ground). Over the last five games in this series in Gainesville, Tennessee has averaged 117.4 rushing yards per game and Florida has averaged 78.8.

INJURY TO GAINES PRESENTS MORE CHALLENGES FOR ALREADY-INEXPERIENCED DEFENSIVE BACKFIELD

Tennessee defensive backs coach Larry Slade entered this season with a unit that boasted just one player who had more than one game of starting experience (free safety Jonathan Hefney). And excluding Hefney, UT's defensive backs combined for just two starts entering this year.

The challenges for such an untested and relatively young group were multiplied last Saturday against Southern Miss when senior cornerback Antonio Gaines went down with a knee injury.

With Gaines out indefinitely, Slade and UT head coach Phillip Fulmer will look for true freshman Eric Berry to step in as the starter at left cornerback, with senior Jarod Parrish returning to the starter's spot at strong safety. True freshmen Art Evans and Dennis Rogan will serve as backups Berry and Parrish, respectively.

FOSTER TAKING CHARGE OF DEEP TAILBACKS CORPS

Junior tailback Arian Foster has played extremely well in Tennessee's two opening games this season, evoking memories of his breakout 2005 campaign, during which he rushed for at least 100 yards in each of his five starts.

Foster leads the Vols deep corps of tailbacks this year, averaging 107.0 rushing yards per game. He is averaging 5.9 yards per carry and has a pair of rushing touchdowns so far.

Foster also has made his presence known in other capacities. The San Diego, Calif., native has caught three passes in each of UT's first two games and caught his first career touchdown pass in the opener at California. During the strong showing in his home state, Foster also enjoyed a career day as a kick returner. He totaled 117 yards on three kick returns against the Golden Bears, including a career-long 68-yarder.

For his all-around efforts this season, Foster ranks tied for fourth in the SEC and tied for 20th among NCAA FBS players with 173.0 all-purpose yards per game. His 107.0-yard rushing average ranks sixth in the league and tied for 34th nationally. And while he will not likely be used extensively in UT's kick-return game, he does rank fourth nationally with a 39.0-yard kick-return average through the first two weeks of play.


LINCOLN STARTING TENNESSEE CAREER ON RIGHT FOOT, RETURNS HOME SATURDAY

Redshirt freshman Daniel Lincoln has performed nearly flawlessly in his first two games as Tennessee's new placekicker. The Ocala, Fla., native has been perfect on field-goal attempts—nailing all four tries, including a long of 51 yards vs. Southern Miss—and is 8-for-8 on extra-point tries.

Lincoln is replacing departed four-year starter James Wilhoit, who ranks second on Tennessee's all-time scoring chart with 325 career points from 2003-06.

Saturday's trip to Gainesville provides Lincoln with an opportunity to showcase his talents in his own backyard, as he grew up approximately 44 miles from the University of Florida campus. Lincoln graduated from Forest High School and was a three-year class president.

TENNESSEE FOOTBALL MEDIA SERVICES

SUN	MON	TUE	WED	THU	FRI	SAT
Phillip Fulmer Show 9 a.m.	Selected Players 11:30 a.m.	Media Day 11:30 a.m. - 1:45 p.m.	SEC Coaches Teleconference 11 a.m. (Fulmer 11:28)	Practice ~1 p.m. ET Coaches only after practice	Walkthrough Ben Hill Griffin Stadium 3:15 p.m. ET Fulmer only at walkthrough	Gameday 3:30 p.m. ET
Phillip Fulmer Teleconference 5:30 p.m.	Game Replay Noon (SportsSouth)	Practice 3:45 p.m. ET No player availability	Players' Teleconference 1:15-1:45 p.m.			
Game Replay 11:30 p.m. (SportsSouth)	Practice 4:30 p.m. ET No player availability		Practice 3:45 p.m. ET			

TENNESSEE MEN'S SPORTS INFORMATION

BUD FORD

Associate AD - Media Relations



Office: (865) 974-1214
Cell: (865) 567-6287
bford@tennessee.edu

JOHN PAINTER

Associate SID - Football Contact



Office: (865) 974-1097
Cell: (865) 414-1143
jpainter@tennessee.edu

ADDITIONAL SID STAFF

Craig Pinkerton - Associate SID

Office: (865) 974-7501; craig@utk.edu

Tom Satkowiak - Assistant SID

Office: (865) 974-4947; tsatkowi@utk.edu

ADDRESSES

Mailing

P.O. Box 15016
Knoxville, TN 37901-5016

Overnight

Men's Sports Information
1720 Volunteer Blvd.
Knoxville, TN 37996

Practice times subject to change;

For daily practice times, call Clint Dowdle in the football office at (865) 974-3109

TUESDAY (cont.)

Fulmer Press Conference Live Uplink - Each Tuesday prior to every game, Coach Fulmer will be available by live uplink from 12:30 - 1 p.m. ET. Satellite coordinates are: **KU Band, Galaxy 17, Transponder 4, Downlink Frequency 11780 Horizontal 14080**

UT Football Preview Feed - Each Tuesday during the season, a preview of the upcoming UT game will be available on satellite. The feeds will be made from 4:15-4:30 p.m. ET. Satellite coordinates are: **KU Band, Galaxy 17, Transponder 4, Downlink Frequency 11780 Horizontal 14080**

WEDNESDAY

SEC Weekly Teleconference - The Southeastern Conference will conduct a weekly teleconference with the SEC head coaches each Wednesday. The call begins at 11 a.m. ET, with each coach assigned a seven-minute time period. The confidential media phone number is (706) 645-9713.

Coach Phillip Fulmer participates from 11:28-11:35 a.m. ET.

Players' Weekly Teleconference - The UT Sports Information Office conducts a weekly teleconference with two to four players available. This service is held every Wednesday during the season at 1:15 p.m. ET. Please make player requests to the Sports Information Office at (865) 974-1212.

Call (212) 812-4494 and enter 8934 8710 to join the call.

SUNDAY

Coach Fulmer's Teleconference - Coach Fulmer will be available on Sundays following Vols games (including open dates) via teleconference beginning at 5:30 p.m. ET. Call (212) 812-4494 and enter 8934 8710 to join the call.

UT Football Game Highlights - Highlights for all UT games are available on satellite each Sunday morning from 9-10 a.m. ET. A system test will be made at 8:45 a.m. ET. Please credit Host Communications/UTV for any video used. Call Barry Rice at (865) 974-7442 for more information.

Satellite coordinates are:

KU Band, Galaxy 17, Transponder 4, Downlink Frequency 11780 Horizontal 14080

TUESDAY

Coach Fulmer's Weekly Press Conference - Coach Fulmer holds a weekly press conference and luncheon prior to UT games each Tuesday of game week. The press conference and player interviews will be in the Neyland-Thompson Sports Center. **Player interview requests should be made by 2 p.m. ET Monday by contacting the SID Office at (865) 974-1212.**

Tuesday Press Conference Schedule

11:30-2:00	Player Interviews
11:00-2:00	Luncheon (Bill Gibbs Hall)
Noon-12:30	Coach Fulmer with writers
12:30-1:00	Coach Fulmer with Radio/TV

ON THE INTERNET

UTsports.com - Tennessee's official athletics Web site serves as a tremendous resource for in-depth information on current and historical UT student-athletes, coaches and teams.

The football page includes links to all-time career stats, all-time lettermen, UT's NFL draft history, bowl and championship history and more.



SECsportsmedia.com - Media covering the Southeastern Conference have its own Web site to get the latest information on the league. Through the services of Sports Systems, Inc., the site has the latest updated standings, results, schedules, statistics and notes and PDF versions of all SEC releases and media guides. On the site, the SEC has a Digital Image Platform that provides access to the SEC's latest photographs, images and logos, and links to all of the SEC school media Web sites and home pages.



NOTES ON THE VOLUNTEERS



AINGE'S CAREER GAME-BY-GAME PASSING

Year	Cmp-Att-Int	Yds	TD	Lg
2004				
UNLV	10-17-0	118	2	42
FLORIDA	16-24-1	192	3	32
LA. TECH	10-15-0	198	3	60
AUBURN	17-35-4	173	1	21
at Georgia	12-21-0	150	2	39
at Mississippi	14-30-1	231	1	39
ALABAMA	10-22-2	132	1	37
at South Carolina	9-16-1	109	3	24
NOTRE DAME	11-18-0	149	1	56
at Vanderbilt		Injured		
KENTUCKY		Injured		
Auburn (SEC)		Injured		
Texas A&M (Cotton Bowl)		Injured		

Year	Cmp-Att-Int	Yds	TD	Lg
2005				
UAB	5-14-2	57	1	26
at Florida	14-29-0	147	1	19
at LSU	7-19-1	54	0	16
MISSISSIPPI		Did Not Play		
GEORGIA		Did Not Play		
at Alabama	0-2-1	0	0	--
SOUTH CAROLINA	9-21-0	65	0	26
at Notre Dame	13-32-2	187	1	23
MEMPHIS	1-3-1	6	0	6
VANDERBILT		Did Not Play		
at Kentucky	17-25-0	221	2	50

Year	Cmp-Att-Int	Yds	TD	Lg
2006				
CALIFORNIA	11-18-1	291	4	80
AIR FORCE	24-29-1	333	3	45
FLORIDA	17-31-2	183	0	29
MARSHALL	18-27-1	258	1	47
at Memphis	23-27-0	324	4	84
at Georgia	25-38-0	268	2	29
ALABAMA	28-46-3	302	0	39
at South Carolina	21-29-0	254	2	62
LSU	1-6-0	3	0	3
at Arkansas		Injured		
at Vanderbilt	21-26-0	266	2	45
KENTUCKY	19-33-0	240	1	33
vs. Penn State	25-37-1	267	0	53

Year	Cmp-Att-Int	Yds	TD	Lg
2007				
at California	32-47-0	271	3	43
SO. MISS	23-36-0	276	2	35

Ainge's Top-Five Passing Games (yardage)

Yds.	Game (TDs)	Result
333	vs. Air Force, Sept. 9, 2006 (3 TDs)	W, 31-30
324	at Memphis, Sept. 30, 2006 (4 TDs)	W, 41-7
302	vs. Alabama, Oct. 21, 2006 (0 TDs)	W, 16-13
291	vs. California, Sept. 2, 2006 (4 TDs)	W, 35-18
276	vs. Southern Miss, Sept. 8, 2007 (2 TDs)	W, 39-19

"I feel tested, I know what it's like to throw three interceptions in the first half of a game and then come back in the second half and win. To play, to not play. To win big games, to lose big games. I've done just about everything but win a championship. That's our goal."

— QB Erik Ainge

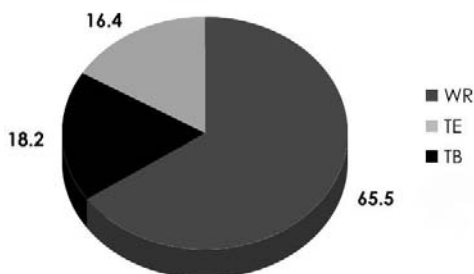
Tennessee Career Total Offense

Player	Plays	Rush	Pass	Total
Peyton Manning	1,534	-181	11,201	11,020
Casey Clausen	1,499	-130	9,707	9,577
Andy Kelly	982	30	6,397	6,427
Jeff Francis	956	33	5,867	5,900
ERIK AINGE	844	-201	5,725	5,524
Tee Martin	792	614	4,592	5,206
Jimmy Streater	836	1,374	3,433	4,807
Heath Shuler	671	383	4,089	4,472
Condredge Holloway	758	966	3,102	4,068
Alan Cockrell	684	-16	3,823	3,807
Bobby Scott	671	209	3,371	3,580
Tony Robinson	545	195	3,332	3,527
Dewey Warren	602	162	3,357	3,519

Tennessee Career Passing Yards

Player	Att-Cmp	Pct.	Yds.	TD
Peyton Manning	1,381-863	62.5	11,201	89
Casey Clausen	1,270-775	61.0	9,707	75
Andy Kelly	846-514	60.8	6,397	36
Jeff Francis	768-476	62.0	5,867	31
ERIK AINGE	774-463	59.8	5,725	46
Tee Martin	588-326	55.4	4,592	32
Heath Shuler	513-316	61.6	4,088	36
Alan Cockrell	568-317	55.8	3,823	26
Jimmy Streater	467-241	51.6	3,433	17
Bobby Scott	498-236	47.4	3,371	32
Dewey Warren	440-258	58.6	3,357	27
Tony Robinson	411-253	61.6	3,332	23
Condredge Holloway	407-238	58.5	3,102	18

2007 TENNESSEE RECEPTIONS (PERCENTAGE BY POSITION)



CUTCLIFFE'S MAGIC NUMBER = 30

During David Cutcliffe's two stints as Tennessee's offensive coordinator (1993-98 and 2006-present), the Vols have been awfully tough to beat when they score at least 30 points. In fact, with Cutcliffe gripping the offensive reins, Tennessee has scored at least 30 points in 56 different games; and UT owns an impressive 53-3 (.946) record when that happens. Cutcliffe's UT teams score at least 30 points in 62.9 percent of their games (56 of 89). The Vols average 42.5 points in those contests.

When Cutcliffe's UT offense totals at least 30 points, Tennessee outscores its opponents by an average of 24.9 points per game (42.53 ppg to 17.60 ppg).

Below are some of Tennessee's scoring breakdowns with Cutcliffe as offensive coordinator:

- ◆ Home SEC Games: 33.5 ppg
- ◆ Home Non-Conference Games: 38.4 ppg
- ◆ Road SEC Games: 34.7 ppg
- ◆ Road Non-Conference Games: 29.3 ppg
- ◆ Neutral-Site Games: 25.6 ppg

ACCURATE AINGE CONTINUES TO AUTHOR STREAKS, PILE UP TOUCHDOWNS

One of senior quarterback Erik Ainge's strengths is his ability to string together impressive completions streaks.

Last season, he authored two of the 10-longest completions streaks in school history (he completed 15 straight tries against Air Force—the second-longest streak in UT history—and also completed 11 straight passes at Vanderbilt).

Already this season, he completed 10 straight passes at Cal. That streak ties for the ninth-best ever by a Vols QB.

Ainge has thrown 46 career touchdown passes. Only two Tennessee quarterbacks have thrown more. Peyton Manning holds the school-record with 89 TD tosses, and Casey Clausen ranks second with 75.

AINGE SETS UT'S SINGLE-SEASON COMPLETION-PERCENTAGE RECORD

Junior quarterback Erik Ainge set the Tennessee single-season record for completion percentage in 2006 by completing 67.0 percent (233 of 348) of his throws.

Tennessee's previous completion-percentage leaders (by attempts) were:

100-199 Attempts - 64.9, Daryl Dickey, 1985 (85 of 131)

200-299 Attempts - 64.6, Heath Shuler, 1993 (184 of 285)

300-399 Attempts - 67.0, Erik Ainge, 2006 (233 of 348)

PREVIOUS: 64.2, Peyton Manning, 1995 (244 of 380)

400-499 Attempts - 60.2, Peyton Manning, 1997 (287 of 477)



Senior quarterback Erik Ainge owns an 18-7 (.720) record as a starter (9-4 at home, 9-2 on the road, 0-1 at neutral sites) ...

NOTES ON THE VOLUNTEERS

2005 WIDE RECEIVER SIGNEES COMING OF AGE

Tennessee wideouts Josh Briscoe, Austin Rogers and Lucas Taylor were all members of UT's 2005 signing class. Their collective impact on the Vols' offense had been minimal prior to this season, but they have been clutch thus far in 2007.

- ◆ Briscoe, Rogers and Taylor have combined to catch 33 passes for 421 yards and two TDs through the first two games of 2007. Through two games last season, UT's season-ending top-three receivers (Robert Meachem, Jayson Swain and Bret Smith) had caught 22 passes for 445 yards and six touchdowns.

- ◆ All three players have already set new career-highs for catches and yards (Briscoe has tied his yardage mark).

- ◆ In the first 22 games of his career, Taylor caught 14 passes for 101 yards. In the first two games of this season, Taylor has 11 catches for 221 yards.

- ◆ In the first six games of his career, Rogers caught six passes for 87 yards. In the first two games of this season, Rogers has 13 catches for 150 yards and one touchdown.

- ◆ In the first 23 games of his career, Briscoe caught nine passes for 123 yards. In the first two games of this season Briscoe has caught nine passes for 50 yards.

TENNESSEE 8-7 UNDER FULMER IN SEC OPENERS

Under head coach Phillip Fulmer, Tennessee owns an 8-7 mark in SEC openers, including wins in two of the last four conference lidlifters. Of those eight victories, three have come against Florida.

The Vols average 24.2 points per game in SEC openers with Fulmer at the helm. Meanwhile, UT's opponents average 22.0 points per game in those contests.

BERRY JUST THIRD FULMER TRUE FRESHMAN TO START COLLEGIATE DEBUT

With his start at Cal in the season-opener on Sept. 1, rookie defensive back Eric Berry became the first defensive player and only the third player overall in the Philip Fulmer era to start a season-opener as a true freshman.

The Vols' first defensive alignment against the Golden Bears was a nickel package with just three down linemen. Berry served as the fifth defensive back, and he went on to total seven tackles in his college debut on national television.

True freshman Michael Munoz started the 2000 season opener against Southern Miss at right tackle and went on to claim Freshman All-SEC honors that season as well as All-SEC and All-America honors in his senior campaign (2004).

The only other true freshman to start a season-opener under Fulmer was quarterback Brent Schaeffer in 2004. Schaeffer gave way to Erik Ainge in the fourth game of that season.

SCORING STREAK

Tennessee has scored in 161 consecutive games dating back to a 31-0 shutout by Florida in Knoxville in 1994. It is the second-longest streak in the SEC, trailing Florida's 228. UT's home scoring streak is at 83, while it has scored in 148 straight games away from Neyland Stadium. The Vols' last road shutout was handed down by Georgia in 1981, 44-0.

CAREER STARTS RECORD WITHIN REACH FOR HEFNEY

Senior free safety Jonathan Hefney has a chance to stand atop Tennessee's all-time list for starts by a position player,* as he currently owns a streak of 38 consecutive starts.

Former center and current Green Bay Packer Scott Wells (2000-03) made a school-record 49 straight starts, but Hefney could potentially tie that mark if Tennessee makes a bowl appearance. Should the Vols play in the SEC Championship Game prior to a bowl appearance, Hefney would have a shot at 50 straight starts.

Hefney has played in 39 career games. The 2004 season-opener against UNLV is the only game during his career in which he did not start.

**Placekicker Jeff Hall started 50 straight games from 1995-98*

OPPOSING RUSHERS STRUGGLE TO HIT 100

Tennessee's defense has allowed just seven opposing ballcarriers to rush for at least 100 yards in the last 39 games. During that span, the opponents' top rusher has averaged 78.5 yards per game.

Cal's Justin Forsett is the most recent back to hit the 100-yard mark in a game against Tennessee, gaining 156 yards on 26 carries in the 2007 season-opener.

UNLV's Dominique Dorsey (121 yards in the 2004 season-opener), current NFL standout Carnell "Cadillac" Williams (100 yards in the 2004 SEC Championship Game), Florida's DeShawn Wynn (104 yards in 2006), Arkansas' Darren McFadden (181 yards in 2006), Kentucky's Rafael Little (119 yards in 2006) and Penn State's Tony Hunt (158 yards in 2007 Outback Bowl) are the only other backs to reach 100 yards against UT in the last 38 games.

Among the backs who recently came up short in their quest for 100 yards are such names as Ronnie Brown, Kenneth Darby (twice), Joseph Addai, Thomas Brown, Darius Walker and Marshawn Lynch.

UP NEXT: ARKANSAS STATE

Tennessee returns to Neyland Stadium to host Arkansas State Sept. 22. The meeting will be the first between the two schools. It will be only the fifth game ever between Tennessee and one of the schools that now comprises the Sun Belt Conference.

Tennessee holds a 3-1 advantage all-time, with wins over Louisiana-Lafayette, Louisiana-Monroe and Middle Tennessee. The Vols' only loss came in 1975 to North Texas.

Arkansas State is 1-44 vs. schools currently in the SEC, with its only win coming over Mississippi.

Arkansas State is coached by Steve Roberts, who is 26-35 in five seasons at the helm for the Indians. Arkansas State went 6-6 last season and finished tied for third in the Sun Belt.

The Indians are 0-1 this season after dropping a close game at Texas, 21-13, and having last weekend's game vs. Memphis postponed due to inclement weather.



College Football Publications' Preseason Rankings

<i>Athlon Sports</i>	20
<i>Blue Ribbon College Football Yearbook</i>	13
<i>CBSsportsline.com Season Preview</i>	16
<i>College Football News</i>	18
<i>Lindy's Sports Annuals</i>	7
<i>Phil Steele's College Football Preview</i>	25
<i>The Sporting News</i>	18
<i>Street & Smith's College Football Yearbook</i>	21

Volunteers on National Awards Watch Lists

Erik Ainge, QB	Davey O'Brien Award
	Maxwell Award
Chris Brown, TE	Mackey Award
Jonathan Hefney, DB	Lott Trophy
	Thorpe Award
	Walter Camp Player of the Year Award
Jerod Mayo, LB	Bronko Nagurski Trophy
	Butkus Award
	Rotary Lombardi Award
Josh McNeil, C	Rimington Trophy

"VOL SCHOLAR" INSIGNIA RECOGNIZES ACADEMIC DILIGENCE



The VOLScholar program, an initiative of UT's Thornton Athletics Student Life Center in cooperation with the men's and women's athletics departments, is a comprehensive academic and citizenship-building program that has gained enthusiastic support from several of UT's athletic teams. Student-athletes earned the right to wear the VOLScholar patch on their uniform by achieving a 3.0 grade-point average in the previous fall and/or spring semester.

"We have a lot of outstanding young men and women in our program that are doing great things on and off the field of competition," said Mike Hamilton, men's athletics director. "This is just another way to recognize them for their behavior and prepare them for life after school."

PHILLIP AND VICKY FULMER ANNOUNCE \$1 MILLION DONATION TO UT

University of Tennessee President Dr. John Petersen and Chancellor Loren Crabtree announced Tuesday, Aug. 28 that head football coach Phillip Fulmer and his wife, Vicky, have committed \$1 million to the University of Tennessee.

The donation to The Campaign for Tennessee represents one of the largest gifts by a coach and family to their university. The gift, to be split equally between academics and athletics, will be used to support scholarships, athletics facilities and programming.

"Phillip and Vicky always have been great supporters of the University," Petersen said. "They approached us about making this donation several years ago, and we have been working over the summer to finalize their commitment. With the upcoming season and the anticipated announcement of our campaign in the spring, this is a great time for us to share the news of this commitment with alumni and friends."

"Our family originally chose to make this donation anonymously," Vicky Fulmer said. "After several discussions with the university, we were convinced that by making this announcement publicly and taking this leadership role, the university would benefit positively and others would be encouraged to make their own contributions."

Phillip Fulmer added, "In honor of (my wife's) dedication and loyalty to me and the university, a fund will be started in her name to support work with obese children, an area she has a long and heartfelt commitment for."

Vicky Fulmer added, "The University of Tennessee has been Phillip's heart and soul for most of his life. We're blessed to be in a position that allows us to do this."

16 VOLUNTEERS HAVE MADE UT DEBUT THIS SEASON

A total of 16 Vols have made their Tennessee debuts so far this season. Included in that group are seven true freshmen: starting defensive back Eric Berry, tailback Lennon Creer, wide receiver Gerald Jones, wide receiver Denarius Moore, defensive back Dennis Rogan, wide receiver Brent Vinson and defensive end Chris Walker.

The other Vols who have taken the field for the first time in Orange & White this year are: punter/kicker Chad Cunningham, fullback Ryan Hill, placekicker Daniel Lincoln, defensive back Nevin McKenzie, wide receiver Kenny O'Neal, linebacker Nick Reveiz, tight end Luke Stocker, linebacker LaMarcus Thompson and defensive back DeAngelo Willingham.

LAST TIME UT HAD BACK-TO-BACK LOSING SEASONS? NCAA-BEST 95 YEARS AGO

Tennessee leads all NCAA Division I/FBS schools with a span of 95 years since its last back-to-back losing seasons. The Vols' last consecutive sub-.500 campaigns took place in 1910 (3-5-1) and 1911 (3-4-2).

The next closest program, Ohio State, has seen 82 years pass since suffering back-to-back losing seasons. The Buckeyes are followed by Southern Miss (72 years), Arizona State (59 years) and Alabama (49 years) in the top five.

UTSPORTS.COM TO STREAM VOL NETWORK BROADCASTS FREE TO LISTENERS

As part of the re-launch and new look of the official Web sites for University of Tennessee athletics, UTsports.com and UTladyvols.com, Host Communications/Vol Network and the University of Tennessee will be offering audio streaming of all Vol Radio Network broadcasts free to Tennessee fans and alumni around the world this season. The departure from a subscription-based format has resulted from a desire to enhance fans' experience on the new official UT athletic Web sites and make the radio broadcasts available and free to listeners everywhere.

The majority of schools and universities around the country charge a subscription or fee to listen to the audio streaming of athletic broadcasts over the Internet. This joint decision to offer the service for free is a departure from that trend, but one that both entities felt strongly as a way to give back and reach alumni and fans.

"There continues to be significant costs associated with streaming Vol Network broadcasts over the Internet," says Early. "But going forward, Host Communications will be absorbing such costs in order to create a greater platform for Vol Network programming and listener experience for Tennessee fans living outside our traditional broadcast areas."

Fans may listen to UT broadcasts by going to UTsports.com and selecting the "Multimedia" tab at the top of the page.

FINDING INSPIRATION IN INKY

One of the emotional rallying points of the Volunteer Nation during the 2006 season was the career-ending injury suffered by junior defensive back Inquoris "Inky" Johnson against Air Force in the second game of the year.

As he made a tackle during the fourth quarter of UT's win over the Falcons, Johnson severely damaged his "right brachial plexus," a network of nerves from the spinal cord that controls sensation in the shoulder, arm and hand. Emergency surgery was needed to repair blood vessels, and additional surgery at the Mayo Clinic helped the cornerback begin to retain normal function in the right side of his body.

Johnson is currently continuing his rehab while working toward his degree in political science. He is on track to graduate in December (one semester early). And he also hasn't strayed far from the football field.

The Atlanta native is working with the UT coaching staff as a student assistant this season. Johnson has made himself available to the squad's newcomers, making sure they have someone to talk to and serving as a mentor during the players' adjustment to major college football.

"God never takes you through anything that he can't bring you through," Johnson said shortly after his injury. "I told (Coach Fulmer) that I was blessed and that he didn't have to worry about anything because I was going to be all right."

FUTURE MATCHUPS SET WITH ELITE NATIONAL PROGRAMS

Never shying away from facing elite competition, Tennessee's future schedules feature matchups with some of the nation's top-flight college football programs.

Next season, for example, UT travels to UCLA Sept. 6.

Tennessee also has an outstanding slate of non-conference opponents signed to contracts beginning in 2010. The Vols host Oregon that season, travel to North Carolina in 2011, host the Tar Heels in 2012, travel to Oregon in 2013, visit Oklahoma in 2014, host the Sooners in 2015, travel to Nebraska in 2016 and host the Cornhuskers in 2017.

During the Fulmer era, Tennessee's non-conference schedule has included elite competition on an annual basis. The Vols have played Notre Dame four times, UCLA three times, Miami (Fla.) twice and Syracuse twice, along with meetings against California, Fresno State, Louisville, Washington State, Oklahoma State, Marshall and Texas Tech.



Tennessee's 2007 roster features players from 23 states and the District of Columbia ... 60 Vols on this year's team are Tennessee natives ...

NOTES ON THE VOLUNTEERS

"SPEAKING VOLUMes"

"We want to win all of our games, but this was a non-conference game and in the SEC, it's amazing how fast you can move when you win a couple of games here and there. This might hurt us nationally, but what we want is the SEC championship, so we're still in the hunt for that."

— QB Erik Ainge on the Cal loss

"Football is a funny game. You have good nights, and you have bad nights. Our defense had a bad night out there. This is our team. Sometimes our offense has bad nights. There are times when we can't put points on the board, and they help us out. Today, we had a couple of drives where we couldn't score, so there's no finger-pointing. This is a team effort. We've all got a 'T' on our helmet."

— TB Arian Foster on the Cal loss

"Sure, I feel it. It's my school, too. I feel it every day I go to work. That's the goal at the start of every year, to win a championship. Whether it's getting better at this position, or coaching them a little bit better at this position, or looking at our schedule or our practice schedule or our trainers ... whatever it is. I'm as committed now as I ever was at doing whatever we have to do to get back there."

— Phillip Fulmer on the pressure to win another championship

"I think they're playing better than everyone thought. I knew they were not gamebreakers or five-star kids, but when you say 'hike,' you are going to get their very best, and that is all you can ask for. Perfect alignment, perfect assignment and unbelievable effort—they give that every play. If you try to find a play and give them a minus for effort, I promise you will have a hard time finding one."

— Wide receivers coach Trooper Taylor on Austin Rogers and Lucas Taylor

"He's got that look in his eye. He knows a lot of it's on him this year, but that's the way he wants it. He's got a lot of young receivers around him, guys with a lot of talent, but guys who haven't really played. Erik's going to make sure they're ready. He's been pushing them since the day they got here."

— DB Jonathan Hefney on QB Erik Ainge

"Jonathan is as good as I have been around from the standpoint of being a playmaker. You go back and view the cut-up's on (film) and you see No. 33 show up all the time. He just makes plays. He is one of those guys who is just a valuable guy who makes plays, and we need to make more plays. He's a bulldog. He wants to do everything. He wants to return punts, kickoffs and play some offense. He can't do everything, but we need Jon Hefney on the field. He is that glue."

— Defensive backs coach Larry Slade on senior DB Jonathan Hefney

"(The coaches) told me I have the glove right now, and I just have to play hard to keep it. That is my mindset. I am going to play as hard as I can. And if someone is going to beat me out, then they are going to have to have a really good year. I feel like someone is going to have to be an All-America to beat me out. If they can, then I'm going to help them all I can to make the team better."

— DB Jarod Parrish, who enters preseason practice as a starter for the first time in his career

"It's definitely been in the back of our minds, the coaches' minds, everybody. You could tell in the spring. It was real physical. This year, we're going to be able to stop the run. That's our No. 1 priority."

— LB Jerod Mayo, referring to comments from Penn State players questioning UT's toughness following the 2007 Outback Bowl

"We've had guys set the tone (through the years) for what it takes on the offensive line here. As a guy that started as a freshman and is going to have a lot of game experience, I really want to be a part of the offensive line that got things back turned around and got us back to the top of our running game. I would love to be a part of that group."

— C Josh McNeil on his desire to re-establish Tennessee's dominance in the running game

RETURNING PRODUCTION PERCENTAGES

Statistic	'06 Total	Returning	Lost	% Return
Net Rushing	1,404	1,319	107	93.9
Pass Yards	3,438	3,438	0	100.0
Total Offense	4,842	4,757	107	98.2
Scoring	362	108	252	29.8
TDs	44	18	26	40.9
Total Tackles	891	512	379	57.5
Sacks	17	14	3	82.4
TFLs	88	53	35	60.2
Interceptions	16	5	11	31.2

*TEAM yards not credited to returning or lost totals

RETURNING STATISTICAL LEADERS

Category	Leader	Statistic
Net Rushing	LaMarcus Coker*	696
Passing Yards	Erik Ainge*	2,989
Total Offense	Erik Ainge*	240.6 ypg
All-Purpose Yards	LaMarcus Coker	94.9 ypg
Receiving Yards	Chris Brown	239
Receptions	Chris Brown	31
Scoring	LaMarcus Coker	36 (6 TDs)
Total Tackles	Jonathan Hefney	96
Sacks	Jerod Mayo*	5
TFLs	Jerod Mayo*	12.5
Interceptions	Jonathan Hefney*	5

*Team leader in 2006

INDIVIDUAL MILESTONES WITHIN REACH

Player	Milestone
Erik Ainge	Needs 142 passing yards to pass Jeff Francis and move into fourth place on UT's career passing list
Jonathan Hefney	Needs one interception to give him 10 for his career
Ryan Karl	Needs nine tackles to give him 100 for his career

WORKING OVERTIME

Since the NCAA established a tiebreaker system for Division I in 1996, Tennessee is 5-1 in overtime contests. The Vols have won the coin toss four times and chosen to play defense three times. The only time UT chose offense after winning the toss was against Florida in 1998.

Tennessee has played the second- and third-longest overtime games in NCAA history at six (Arkansas 2002) and five periods (Alabama 2003). The Vols won both games.

All three times the Vols have gone to overtime in Knoxville, the score at the end of regulation has been 17-17. UT is 3-3 in games following overtime contests.

Date	Opponent	OTs	Coin		Game-Winning Play	Final Score
			Toss	Game-Winning Play		
9/19/1998	Florida	1	W (off)	J. Hall 41 field goal	20-17 W	
9/30/2000	at LSU	1	W (def)	Royal 25 pass from Davey	31-38 L	
10/5/2002	Arkansas	6	L (off)	Witten 25 pass from C. Clausen	41-38 W	
9/27/2003	S. Carolina	1	W (def)	Banks 4 pass from C. Clausen	23-20 W	
10/25/2003	at Alabama	5	L (off)	C. Clausen 1 run (2pt conv.)	51-43 W	
9/26/2005	at LSU	1	W (def)	Riggs Jr. 1 run	30-27 W	



HEAD COACH PHILLIP FULMER



Phillip Fulmer (Tennessee, 1972) is in his 16th season at the helm of the Tennessee football program. He has recorded a **138-42 (.767)** career record to rank second among all active coaches with at least 10 years of experience.

Fulmer is the ninth-winningest coach in league history with 138 career wins. He reached 50, 75 and 100 victories quicker than any other coach in SEC history.

During his tenure as head coach, Fulmer has produced 90 NFL draft picks (15 first-rounders), 15 first-team All-America selections and eight Academic All-District or All-America honorees.

Prior to being named head coach at the start of the 1992 campaign and then accepting the full-time duties after the season, Fulmer had served as an assistant coach at UT since 1980. Fulmer's association with the University of Tennessee extends back to his playing days when he was an offensive guard. When Fulmer was on the offensive line (1969-71) the Vols posted a 30-5 record and captured the 1969 SEC Championship.

WINNINGEST ACTIVE COACHES (Min. 10 Years)

1. Steve Spurrier, Florida/South Carolina	161-48-2 (.768)
2. PHILLIP FULMER, TENNESSEE	138-42 (.767)
3. Bobby Bowden, Florida State	367-114-4 (.761)
4. Joe Paterno, Penn State	365-121-3 (.749)
5. Lloyd Carr, Michigan	113-38 (.748)

FULMER YEAR-BY-YEAR

	Overall	Pct.	SEC	Div. Finish	Nat'l Rank	Bowl
1992	4-0	1.000	2-0	na	12	Hall of Fame (W)
1993	10-2	.833	7-1	T1st E	11	Citrus (L)
1994	8-4	.667	5-3	2nd E	18	Gator (W)
1995	11-1	.917	7-1	2nd E	2	Citrus (W)
1996	10-2	.833	7-1	2nd E	9	Citrus (W)
1997	11-2	.846	*7-1	1st E	7	Orange (L)
1998	13-0	1.000	^*8-0	1st E	1	Fiesta (W)
1999	9-3	.750	6-2	2nd E	9	Fiesta (L)
2000	8-4	.667	5-3	T2nd E	25	Cotton (L)
2001	11-2	.846	7-1	1st E	4	Citrus (W)
2002	8-5	.615	5-3	3rd E	nr	Peach (L)
2003	10-3	.769	6-2	T1st E	15	Peach (L)
2004	10-3	.769	7-1	1st E	13	Cotton (W)
2005	5-6	.455	3-5	T4th E	nr	
2006	9-4	.692	5-3	2nd E	23	Outback (L)
2007	1-1	.500	0-0			
Totals	138-42	.767	87-27			Bowls (7-7)

*-Won Back-to-Back SEC Championships; ^-National Champions

FULMER BY THE NUMBERS

Home Games	78-16
Road Games	49-17
Neutral Games	11-9
Bowl Games	7-7
Overtime	5-1
vs. SEC	89-29*
vs. Non-Conference	49-13
vs. SEC East	55-17
vs. SEC West	34-12
vs. Ranked Teams	41-31
vs. Non-Ranked Teams	96-11
Games decided by 7 points or less	40-18
Games decided by 3 points or less	21-7
August	4-0
September	38-14
October	38-11
November	48-8
December	4-3
January	6-6

*includes 2-2 mark in 1997 (W), 1998 (W), 2001 (L) and 2004 (L) SEC Championship games

FULMER NINTH ON SEC'S ALL-TIME WINS LIST

Phillip Fulmer's 138 head coaching victories put him in ninth place on the Southeastern Conference's all-time wins list, making him and South Carolina's Steve Spurrier the only active head coaches in the league's all-time top 10.

Fulmer ranks even higher on the SEC regular-season victories list, as his 87 regular-season conference wins are good enough for sixth place all-time.

SEC All-Time Wins List

Coach (Schools)	Wins
1 Paul Bryant (Kentucky/Alabama)	292
2 Vince Dooley (Georgia)	201
3 Dan McGugin (Vanderbilt)	197
4 John Vaught (Mississippi)	190
5 Ralph Jordan (Auburn)	176
6 Robert Neyland (Tennessee)	173
7 Wallace Butts (Georgia)	140
8 Steve Spurrier (Florida/S. Carolina)	139
9 Phillip Fulmer (Tennessee)	138
10 Charlie McLendon (LSU)	137

FULMER-COACHED TEAMS NEAR UNBEATABLE WHEN HOLDING LEAD AFTER THREE QUARTERS

Tennessee under head coach Phillip Fulmer is 117-6 in games in which it held the lead after three quarters of play.

The last time the Vols lost a game in which they held the lead after three quarters was Sept. 16, 2006, as Florida rallied to post a 21-20 win in Knoxville.

NON-CONFERENCE DOMINANCE

Since 1989 (Fulmer's first season as UT's offensive coordinator), Tennessee has a 64-16-1 (.796) record in non-conference games.

Only seven of those defeats have been in the regular season (Notre Dame in 1990, 2004 and 2005, at UCLA in 1994, at Memphis in 1996, Miami [Fla.] in 2002 and at Cal in 2007). The other nine losses all came in bowl games.

During Fulmer's tenure as head coach, Tennessee is 49-13 (.790) against non-conference foes. Fulmer's home record against non-conference teams is a daunting 34-2 (.944), with the two setbacks coming vs. Miami (Fla.) in 2002 and vs. Notre Dame in 2004.

FULMER TURNS DOWN RAISE, INCREASES SALARIES FOR ASSISTANTS

Head coach Phillip Fulmer declined a pay raise this summer, opting instead to seek raises and contract extensions for his assistant coaches effective July 1. The salary increases were approved by Athletics Director Mike Hamilton, awarded by Fulmer and were based on output and performances by the coaches.

Tennessee's assistant coaches received two-year contracts that began July 1 and extend through June 30, 2009, while David Cutcliffe and John Chavis received raises and three-year contracts that also began July 1 and run through June 30, 2010.

The total amount Tennessee pays its assistant coaches and coordinators increased from \$1.56 million to \$1.721 million.

"I am very confident in my staff of coaches," Fulmer said. "Their work ethic and dedication to this football program is outstanding. I am thankful to be surrounded by such a strong group of assistant coaches."



TENNESSEE SCOUTING REPORT

QUARTERBACKS

Senior **Erik Ainge** is 18-7 as a starter, including a 9-2 mark on the road ... He has thrown only one interception in his last seven games (199 att.) ... He has an efficiency rating of 141.50, which is the fourth-best mark in the SEC this season ... In first quarters this season, Ainge is 17-of-21 for 201 yards and two touchdowns ... Sophomore **Jonathan Crompton** saw his first action of the season vs. Southern Miss, entering the game for a designed QB draw play ... He threw for 401 yards and four touchdowns in seven games last season ... In his only start at Arkansas, he completed 16 of 34 passes for 174 yards and two touchdowns.



RUNNING BACKS

Tennessee's 193-yard rushing effort vs. Southern Miss was its highest total in 10 games ... Junior **Arian Foster** ran for 125 yards and two touchdowns on 25 carries, only the second 100-yard rushing performance in Tennessee's last 10 games ... His 5.94 yards-per-carry average is second in the SEC and 15th in the nation among backs with at least 30 carries ... Sophomore **Montario Hardesty** carried only two times for 11 yards vs. Southern Miss ... **LaMarcus Coker** returned from suspension vs. Southern Miss and carried four times for 11 yards.

WIDE RECEIVERS

The wide receivers have produced consistently through two games ... Five wideouts have caught passes so far this season ... Against Southern Miss, **Austin Rogers** (112 yards, TD) and **Lucas Taylor** (118 yards) were the first pair of Tennessee receivers with 100-yard efforts in the same game since 1997 ... **Josh Briscoe** has nine catches for 50 yards and a touchdown through two games after only catching five passes in 2006 ... **Denarius Moore** has caught two passes, and **Quintin Hancock** has caught one pass this season.

OFFENSIVE LINE

Tennessee has 49 combined starts in the offensive line going into the Florida game ... Three starters return from 2006 ... The line has allowed only two sacks in 85 passing plays this season ... Tennessee's two sacks allowed this season is tied for fewest in the SEC ... Arian Foster's 125-yard performance vs. Southern Miss was the first 100-yard effort behind the offensive line in four games ... LT **Eric Young** has 17 starts under his belt and is the only senior starter in the group ... Junior **Anthony Parker** has only two starts at left guard this season after starting 12 games at right guard a year ago ... Two backups last year, sophomore **Chris Scott** and junior **Ramon Foster** moved into starting positions at right guard and right tackle, respectively ... Sophomore center **Josh McNeil** was a unanimous Freshman All-SEC selection in 2006.

DEFENSIVE LINE

The unit rebounded from a tough night at Cal to allow Southern Miss only 90 yards rushing ... After making only 12 tackles at Cal, the unit made 29 tackles vs. Southern Miss ... **Antonio Reynolds** and **Dan Williams** led the unit with six tackles apiece ... **Robert Ayers** registered the unit's first sack of the season vs. Southern Miss ... The unit has six TFLs for 17 yards through two games ... The defensive ends, Reynolds and **Xavier Mitchell**, have 26 career starts between them ... The tackles, Williams and **Demonte Bolden**, have three career starts between them.

LINEBACKERS

Jerod Mayo and **Rico McCoy** are tied for the team lead with 14 tackles apiece ... McCoy led the team vs. Southern Miss with nine tackles, and Mayo led the team at Cal with 10 tackles ... The other starter in the group, **Ryan Karl**, has six tackles through two games ... Mayo and Karl are returning starters from 2006 ... McCoy, who also posted an interception and a PBU vs. Southern Miss, has started just four games as a Vol.

SECONDARY

True freshman **Eric Berry** posted five tackles vs. Southern Miss and is third on the team with 12 tackles this season ... All-American FS **Jonathan Hefney** is fourth on the team with 11 tackles after finishing 2006 ranked eighth in the SEC with 7.4 per game ... Berry started at safety vs. Southern Miss despite spending the preseason practicing at cornerback ... **Jarod Parrish** posted seven tackles and a fumble recovery vs. Southern Miss ... Cornerbacks **Antonio Gaines** and **Marsalous Johnson** moved into starting roles this season, but Gaines is out indefinitely after suffering a knee injury Saturday ... Berry will fill that void at left corner.

SPECIAL TEAMS

Daniel Lincoln is a perfect 4-of-4 on field goal attempts and 8-of-8 on PATs through two games this season ... Lincoln kicked a career-long 47-yard field goal vs. Southern Miss ... Three returners combined for 125 kickoff-return yards vs. Southern Miss.

STATISTICAL COMPARISON

	Tennessee	Florida
Overall Record:	1-1	2-0
Conference Record:	0-0	0-0
Scoring:	35.0	54.0
First Downs:	21.0	24.5
Total Offense:	425.5	505.0
Rushing Yards:	152.0	224.5
Passing Yards:	273.5	280.5
Kickoff Returns:	23.4	37.0
Punt Returns:	13.3	14.4
Punting (net avg.):	32.2	37.3
Time of Possession:	31:29	27:39
3rd-Down Conversions:	47%	55%
4th-Down Conversions:	33%	100%
Turnover Differential:	-0.50	0.00
Points Allowed:	32.0	17.0
Total Yards Allowed:	412.5	270.0
Rush Yards Allowed:	160.0	50.5
Pass Yards Allowed:	252.5	219.5

INDIVIDUAL LEADERS

RUSHING

Tennessee	GP	Att	Net	Avg	TD	Long	Avg/G
Arian Foster	2	36	214	5.9	2	42	107.0
Lennon Creer	2	6	53	8.8	0	38	26.5
Montario Hardesty	2	11	38	3.5	1	9	19.0

Florida

GP	Att	Net	Avg	TD	Long	Avg/G	
Kestahn Moore	2	31	169	5.5	4	17	84.5
Tim Tebow	2	25	131	5.2	3	25	65.5
Percy Harvin	2	7	81	11.6	0	20	40.5

PASSING

Tennessee	GP	Effic	Cmp-Att-Int	Pct	Yds	TD	Avg/G
Erik Ainge	2	141.50	55-83-0	66.3	547	5	273.5

Florida

GP	Effic	Cmp-Att-Int	Pct	Yds	TD	Avg/G	
Tim Tebow	2	228.15	31-42-0	73.8	536	6	268.0

RECEIVING

Tennessee	GP	Rec	Yds	Avg	TD	Long	Avg/G
Austin Rogers	2	13	150	11.5	1	26	75.0
Lucas Taylor	2	11	221	20.1	0	43	110.5
Josh Briscoe	2	9	50	5.6	1	22	25.0

Florida

GP	Rec	Yds	Avg	TD	Long	Avg/G	
Louis Murphy	2	9	98	10.9	0	19	49.0
Cornelius Ingram	2	8	116	14.5	1	37	58.0
Percy Harvin	2	6	95	15.8	2	26	47.5

FIELD GOALS

Tennessee	FGM-FGA	Pct	Lg	PATs
Daniel Lincoln	4-4	1.000	47	8-8

Florida

FGM-FGA	Pct	Lg	PATs	
Joey Iijas	1-1	1.000	32	15-15

PUNTING

Tennessee	No.	Yds	Avg	Long	I20
Britton Colquitt	6	245	40.8	55	2
Chad Cunningham	3	122	40.7	46	1

Florida

No.	Yds	Avg	Long	I20	
Chas Henry	6	224	37.3	49	3

Tennessee Volunteers Pronunciation Guide

(listed alphabetically)

10	Erik Ainge Ainj	QB
98	Demonté Bolden duh-MON-tay	DT
86/80	Brad/Jeff Cottam COTT-um	TE
47	Britton Colquitt COLE-kwit	P
34	Dorian Davis DOOR-ee-in	LB
27	Arian Foster AIR-ee-in	TB
43	Savion Frazier SAV-ee-on	LB
2	Montario Hardesty mon-TARE-ee-oh HARD-iss-tee	TB
31	Marsalous Johnson mar-SAL-us	DB
99	J.T. Mapu MAH-poo	DT
7	Jerod Mayo juh-ROD	LB
65	Jacques McClendon JOCK	OG
83	Denarius Moore duh-NARE-ee-iss	WR
70	Darius Myers DARE-ee-iss	OG
19	Jarod Parrish juh-ROD	DB
51	Vladimir Richard VLAD-uh-meer	OG
6	Ja'Kouri Williams ja-COOR-ee	TB
35	Ellix Wilson EE-lix	LB
	John Chavis - Defensive Coordinator CHAY-viss	

Tennessee Depth Chart

OFFENSE

LT	54	Eric Young (Sr., 6-4, 305)
	72	Ramone Johnson (Fr., 6-5, 310)
LG	75	Anthony Parker (Jr., 6-3, 305)
	51	Vladimir Richard (So., 6-4, 297)
C	50	Josh McNeil (So., 6-4, 280)
	73	Michael Frogg (Sr., 6-4, 290)
	66	Cody Sullins (So., 6-1, 275)
RG	79	Chris Scott (So., 6-5, 305)
	65	Jacques McClendon (So., 6-3, 330)
RT	78	Ramon Foster (Jr., 6-6, 325)
	71	Steven Jones (Sr., 6-4, 305)
TE	80	Jeff Cottam (So., 6-8, 260)
	88	Luke Stocker (Fr., 6-6, 235)
TE	28	Chris Brown (Sr., 6-3, 250)
	45	Kevin Cooper (Fr., 6-1, 240)
	42	Ryan Hill (Jr., 6-0, 235)
WR	21	Austin Rogers (So., 6-2, 185)
	87	Quintin Hancock (So., 6-3, 200)
	1	Kenny O'Neal (Jr., 6-0, 195)
WR	12	Lucas Taylor (Jr., 6-0, 185)
	83	Denarius Moore (Fr., 6-1, 185)
	13	Brent Vinson (Fr., 6-2, 190)
WR	81	Josh Briscoe (Jr., 6-3, 183)
	4	Gerald Jones (Fr., 6-0, 185)
	85	Casey Woods (Sr., 6-5, 215)
	82	Ahmad Paige (Fr., 6-3, 175)
QB	10	Erik Ainge (Sr., 6-6, 220)
	8	Jonathan Crompton (So., 6-4, 230)
	17	Nick Stephens (Fr., 6-4, 215)
TB	27	Arian Foster (Jr., 6-1, 225)
	2	Montario Hardesty (So., 6-0, 205)
	22	LaMarcus Coker (So., 5-11, 195)

DEFENSE

LE	93	Xavier Mitchell (Sr., 6-2, 255)
	94	Wes Brown (So., 6-4, 256)
	84	Chris Walker (Fr., 6-3, 220)
LT	98	Demonté Bolden (Jr., 6-6, 290)
	95	Walter Fisher (Jr., 6-3, 265)
	46	Andre Mathis (So. 6-2, 255)
RT	55	Dan Williams (So., 6-3, 310)
	99	J.T. Mapu (Sr., 6-4, 290)
	97	Chase Nelson (So., 6-4, 256)
RE	89	Antonio Reynolds (Sr., 6-3, 270)
	91	Robert Ayers (Jr., 6-3, 260)
	90	Ben Martin (Fr., 6-5, 230)
WLB	5	Rico McCoy (So., 6-1, 215)
	34	Dorian Davis (So., 6-2, 215)
	43	Savion Frazier (Fr., 6-2, 210)
MLB	7	Jerod Mayo (Jr., 6-2, 230)
	35	Ellix Wilson (Jr., 5-10, 235)
	56	Nick Reveiz (Fr., 5-10, 225)
SLB	39	Ryan Karl (Sr., 6-0, 218)
	48	Adam Myers-White (Jr., 6-2, 215)
	42	LaMarcus Thompson (Fr., 6-1, 203)
LCB	14	Eric Berry (Fr., 5-11, 195)
	25	Art Evans (Fr., 6-1, 185)
	13	Brent Vinson (Fr., 6-2, 190)
RCB	31	Marsalous Johnson (So., 5-9, 180)
	24	DeAngelo Willingham (Jr., 6-0, 195)
FS	33	Jonathan Hefney (Sr., 5-9, 185)
	23	Ricardo Kemp (So., 5-11, 190)
	6	Ja'Kouri Williams (Jr., 5-10, 190)
SS	19	Jarod Parrish (Sr., 6-3, 200)
	41	Dennis Rogan (Fr., 5-10, 182)
	20	Nevin McKenzie (Jr., 6-2, 210)

SPECIALISTS

PR	33	Jonathan Hefney (Sr., 5-9, 185)
	21	Austin Rogers (So., 6-2, 185)
	41	Dennis Rogan (Fr., 5-10, 182)
KR	83	Denarius Moore (Fr., 6-1, 185)
	3	Lennon Creer (Fr., 6-1, 202)
	41	Dennis Rogan (Fr., 5-10, 182)
	12	Lucas Taylor (Jr., 6-0, 185)
P	47	Britton Colquitt (Jr., 6-3, 205)
	95	Chad Cunningham (Fr., 6-3, 210)
PK	26	Daniel Lincoln (Fr., 6-4, 204)
	47	Britton Colquitt (Jr., 6-3, 205)
KO	95	Chad Cunningham (Fr., 6-3, 210)
	26	Daniel Lincoln (Fr., 6-4, 204)
DS	53	Morgan Cox (So., 6-4, 225)
	57	Nick Guess (Fr., 6-3, 230)
H	85	Casey Woods (Sr., 6-5, 215)
	47	Britton Colquitt (Jr., 6-3, 205)

Florida Depth Chart

OFFENSE

WR	5	Andre Caldwell (RSr., 6-0, 200)
	86	Riley Cooper (So. 6-3, 216)
WR	1	Percy Harvin (So., 5-11, 187)
	11	Jarred Fayson (So. 6-0, 202)
WR	9	Louis Murphy (Jr., 6-2, 202)
	83	David Nelson (RSo., 6-4, 200)
LT	77	Jason Watkins (RJR., 6-6, 302)
	57	Carl Johnson (RFR., 6-5, 342) OR
	68	Jim Barrie (RFR., 6-5, 300)
LG	63	Jim Tartt (RJR., 6-3, 312)
	56	Maurkice Pouncey (Fr., 6-4, 311) OR
	71	Corey Hobbs (RFR., 6-3, 303)
C	67	Drew Miller (Sr., 6-5, 304)
	55	Michael Pouncey (Fr., 6-4, 313) OR
	69	Eddie Haupt (RSo., 6-4, 296)
RG	56	Maurkice Pouncey (Fr., 6-4, 311)
	74	Maurice Hurt (RFR., 6-2, 323) OR
	66	James Wilson (Fr., 6-5, 305)
RT	73	Carlton Medder (RSr., 6-5, 319)
	7	Marcus Gilbert (RFR., 6-5, 296)
TE	7	Cornelius Ingram (RJR., 6-4, 230)
	84	Tate Casey (Sr., 6-6, 237)
	81	Aaron Hernandez (Fr., 6-2, 256)
QB	15	Tim Tebow (So., 6-3, 235)
	13	Cameron Newton (Fr., 6-5, 243)
	12	John Brantley (Fr., 6-3, 195)
RB	33	Kestahn Moore (Jr., 5-10, 207)
	25	Brandon James (S., 5-6, 181) OR
	28	Chevon Walker (RFR., 5-10, 193) OR
	8	Chris Rainey (Fr., 5-9, 156)

DEFENSE

DE	91	Derrick Harvey (RJR., 6-4, 262)
	8	Carlos Dunlap (Fr., 6-6, 240)
NT	47	Brandon Antwine (So., 5-11, 268)
	93	Javier Estopinan (RJR., 6-1, 278)
DT	98	Clint McMillan (RSr., 6-1, 280)
	99	Luttrell Alford (Sr., 6-1, 304) OR
	90	Lawrence Marsh (RFR., 6-5, 273)
DE	49	Jermaine Cunningham (So., 6-3, 229)
	44	Duke Lemmens (Fr., 6-5, 238) OR
	94	Justin Trattou (Fr., 6-4, 250)
SLB	16	A.J. Jones (RFR., 6-1, 211)
	40	Brandon Hicks (Fr., 6-2, 205)
MLB	51	Brandon Spikes (So., 6-3, 243)
	41	Ryan Stamper (RSo., 6-1, 226)
	26	Lorenzo Edwards (Fr., 6-2, 221)
WLB	32	Dustin Doe (So., 6-0, 223)
	18	Jeremy Finch (Fr., 6-1, 203)
	30	John Jones (Fr., 6-3, 205)
CB	14	Markihe Anderson (So., 5-9, 178) OR
	4	Wondy Pierre-Louis (So., 6-1, 177)
	2	Markus Manson (RJR., 5-11, 200)
CB	12	Joe Haden (Fr., 5-11 181)
	4	Wondy Pierre-Louis (So., 6-1, 177)
	23	Jacques Rickerson (RFR., 5-9, 173)
SS	19	Tony Joiner (Sr., 5-11, 218)
	20	Dorian Munroe (RSo., 5-11, 207)
	24	John Curtis (RJR., 6-2, 206)
FS	3	Kyle Jackson (Sr., 6-1, 202)
	20	Dorian Munroe (RSo., 5-11, 207)
	21	Major Wright (Fr., 6-1, 204)

SPECIALISTS

KR	25	Brandon James (S., 5-6, 181) OR
	11	Jarred Fayson (So. 6-0, 202)
	8	Chris Rainey (Fr., 5-9, 156)
PR	25	Brandon James (S., 5-6, 181) OR
	11	Jarred Fayson (So. 6-0, 202) OR
	8	Chris Rainey (Fr., 5-9, 156)
PK	98	Joey Iijas (RSr., 6-2, 203)
	38	Jonathan Phillips (Jr., 5-10, 213)
KO	98	Joey Iijas (RSr., 6-2, 203)
	38	Jonathan Phillips (Jr., 5-10, 213)
P	17	Chas Henry (Fr., 6-4, 200)
	92	Bobby Kane (RSo., 6-0, 187)
LS	43	James Smith (RJR., 6-1, 232)
	37	Butch Rowley (RJR., 6-0, 197)
H	16	Butch Rowley (RJR., 6-0, 197)
	35	Cade Holliday (RSo., 5-11, 196)

SERIES HISTORY: TENNESSEE vs FLORIDA

LAST MEETING

Sept. 16, 2006
Neyland Stadium - Knoxville, Tenn.
Attendance: 106,818

KNOXVILLE - Tennessee couldn't find a way to run the ball, and it almost didn't matter.

Despite finishing in the red on the ground, the Vols nearly upset No. 7 Florida, coming up one point short at Neyland Stadium in the 21-20 loss.

Montario Hardesty was held to 14 yards on 17 carries and the Vols finished the game with minus-11 yards rushing. Quarterback Erik Ainge was sacked for the first two times this season, but the UT defense nearly allowed the Vols to escape with a win in their SEC opener.

The Vols sacked Gators quarterback Chris Leak three times and intercepted him once, helping UT build a 17-7 lead in the third quarter. Leak's 21-yard touchdown pass to Dallas Baker with just over six minutes left in the game gave Florida a lead it wouldn't relinquish. The Gators stopped a last-gasp Vols drive when Ainge's fourth-and-16 pass intended for Robert Meachem was intercepted to preserve the win.

In a match-up of two marquee signal-callers, the defenses stole the show. Neither quarterback passed for more than 200 yards, and both passers faced relentless pressure all night long.

Justin Harrell recorded three tackles in his final collegiate game, and the senior was often in the backfield helping to rush Leak from the pocket. Following the game, Harrell had season-ending surgery to repair a ruptured biceps in his left arm that he suffered one week earlier against Air Force.

SCORE BY QUARTERS

FLORIDA	7	0	7	7	--	21
TENNESSEE	3	7	7	3	--	20

SCORING SUMMARY

- 1st** - UF - Cornelius 21 pass from Leak (Hetland kick). UT - Wilhoit 36 field goal.
2nd - UT - Coker 48 pass from Taylor (Wilhoit kick).
3rd - UT - Hardesty 1 run (Wilhoit kick). UF - Baker 4 pass from Leak (Heatland kick).
4th - UT - Wilhoit 51 field goal. UF - Baker 21 pass from Leak (Heatland kick).

TEAM STATS

	UT	UF
First Downs	13	22
Rushes-Yards	22(-11)	41-121
Passing Yards	231	199
Passes (A-C-I)	33-18-2	25-15-1
Total Offensive Plays	56	66
Total Offense	220	320
Fumbles-Lost	3-1	0-0
Penalties-Yards	4-34	9-65
Punts-Average	4-48.2	4-43.0
Time of Possession	24:56	35:04
Third-Down Conversions	6 of 13	6 of 13
Fourth-Down Conversions	0 of 1	1 of 1
Sacks By-Yards	3-32	2-23

SERIES HISTORY: UT leads, 19-17

In Knoxville: UT leads, 11-8
In Gainesville: UF leads, 8-5
Neutral Sites: UT leads, 3-1

Year	Site	Result	Score
1916	Tampa	W	24-0
1921	Knoxville	W	9-0
1928	Knoxville	W	13-12
1930	Jacksonville	W	13-6
1932	Jacksonville	W	32-13
1933	Knoxville	W	13-6
1940	Knoxville	W	14-0
1944	Knoxville	W	40-0
1952	Knoxville	W	26-12
1953	Gainesville	W	9-7
1954	Knoxville	L	0-14
1955	Gainesville	W	20-0
1969	Jacksonville	L	13-14
1970	Knoxville	W	38-7
1971	Gainesville	W	20-13
1976	Knoxville	L	18-20
1977	Gainesville	L	17-27
1984	Knoxville	L	30-43
1985	Gainesville	L	10-17
1990	Knoxville	W	45-3
1991	Gainesville	L	18-35
1992	Knoxville	W	31-14
1993	Gainesville	L	34-41
1994	Knoxville	L	0-31
1995	Gainesville	L	37-62
1996	Knoxville	L	29-35
1997	Gainesville	L	20-33
1998	Knoxville (OT)	W	20-17
1999	Gainesville	L	21-23
2000	Knoxville	L	23-27
2001	Gainesville	W	34-32
2002	Knoxville	L	13-30
2003	Gainesville	W	24-10
2004	Knoxville	W	30-28
2005	Gainesville	L	7-16
2006	Knoxville	L	20-21

SERIES BREAKDOWN

TENNESSEE vs. Florida

Points Per Game: 21.3
Net Rushing Per Game (Since 1952): 140.2
Net Passing Per Game (Since 1952): 210.1
Total Offense Per Game (Since 1952): 350.3

FLORIDA vs. Tennessee

Points Per Game: 18.6
Net Rushing Per Game (Since 1952): 132.4
Net Passing Per Game (Since 1952): 219.0
Total Offense Per Game (Since 1952): 351.4

CURRENT VOL'S CAREER STATS VS. FLORIDA

Rushing	Att.	Net	Avg.	TD	Lg.	
Hardesty	17	14	0.8	1	5	
A. Foster	6	13	2.2	0	11	
Passing	Cmp.	Att.	Int.	Yds.	TD	Lg.
Ainge	47	85	3	522	4	32
Taylor	1	1	0	48	1	48
Receiving	No.	Yds.	Avg.	TD	Lg.	
C. Brown	3	22	7.3	0	14	
Coker	1	48	48.0	1	48	
Briscoe	1	17	17.0	0	17	
Hardesty	1	16	16.0	0	16	
A. Foster	1	9	9.0	0	9	
Holbert	1	5	5.0	0	5	
Punt Returns	No.	Yds.	Avg.	TD	Lg.	
Hefney	5	34	6.8	0	18	
Kick Returns	No.	Yds.	Avg.	TD	Lg.	
Rogers	1	12	12.0	0	12	
E. Wilson	1	17	17.0	0	17	
Punting	No.	Yds.	Avg.	Lg.	In 20	
Colquitt	11	465	42.3	58	1	

KEY GAMES IN THE SERIES

Oct. 2, 1971

Tennessee 20, Florida 13

Florida gave the Vols all they wanted before bowing under the pressure of a brilliant 99-yard touchdown march engineered by Phil Pierce, Tennessee's third starting quarterback in as many games.

Winning their first game ever while wearing white jerseys, the Vols came off the floor in the third quarter, breaking a 13-13 tie with a sustained march that began after Florida downed a punt at the Tennessee one-yard-line. Pierce accounted for all but 25 of the yards in the drive with deft running and accurate passes. A 20-yard toss to Stan Trott provided the touchdown.

Florida spotted Tennessee a 13-point lead and then knotted the score on two touchdown passes by John Reaves in the final five minutes of the first half. George Hunt continued his faultless kicking with two field goals and two extra points, which extended his perfect record in both for the season.

Sept. 19, 1998

Tennessee 20, Florida 17 (OT)

In one of the most dramatic finishes of this relatively recent series between the Vols and Gators, Jeff Hall kicked a 41-yard field goal on the first possession of overtime and the Vols won when Florida misfired on a 32-yarder.

Florida had tied the game at 17 in the third quarter and the two teams battled through a scoreless fourth quarter before heading to the extra period.

Tennessee trailed 3-0 early, but Shawn Bryson scored on a 57-yard run in the first quarter, Hall kicked a 39-yard field goal in the second quarter and Peerless Price caught a 29-yard touchdown pass from Tee Martin and the Vols never trailed again. A UT-record crowd saw the contest, which resulted in the first Vol win over Florida since 1992.

Al Wilson, named SEC Defensive Player of the Week, had nine hits and three assists, a tackle for a loss, a PBU, a sack and caused a school-record three fumbles.

Dec. 1, 2001

Tennessee 34, Florida 32

Perhaps the best college football game of the season appeared to have the makings of a one-sided affair. Despite the teams' identical 9-1 records and 6-1 SEC marks coming in, Florida seemed to own all the advantages -- most notably "The Swamp," where the Gators had defeated the Vols seven consecutive times.

But it was Tennessee staking itself to an early two-touchdown lead. Troy Fleming capped the opening, 14-play drive by catching a 2-yard touchdown pass from Casey Clausen. Then Travis Stephens made good on Jabari Greer's interception by racing six yards for a second UT score.

Florida rallied for 20 unanswered points in the second quarter, and this game of momentum swings had begun. The teams were not tied after 0-0, but there were four lead changes (including three in the second half).

Stephens' effort proved to be the difference. The 5-foot-9 senior from Clarksville had 75 yards at the break and then nearly doubled that effort after halftime on just three runs of 35, 34 and 68.

Stephens' first big-hearted carry of the second half was for six points, lifting UT to a 21-20 advantage. The other two led to a pair of Jabari Davis touchdowns, and Tennessee led 34-26 with 8:30 remaining.

Florida had one last drive with a chance to tie, and quarterback Rex Grossman led the Gators on a 10-play, 66-yard march that tallied when the Heisman Trophy candidate hit Carlos Perez from two yards out. Then needing the 2-point conversion to draw level, Grossman's pass attempt to Jabar Gaffney was wide, and the score stood 34-32.

John Finlayson then cradled the Gators' onside kick attempt, and Tennessee held its first victory in Gainesville since 1971. More importantly, the Vols were SEC Eastern Division Champions.

THE SOUTHEASTERN CONFERENCE



75th SEASON OF SEC FOOTBALL

The Southeastern Conference begins its 75th season of play in 2007. The league began play in 1933 with 13 schools—Alabama, Auburn, Florida, Georgia, Georgia Tech, Kentucky, LSU, Ole Miss, Mississippi State, Sewanee, Tennessee, Tulane and Vanderbilt.

Alabama won the league's first conference title in 1933 by virtue of its 5-0-1 conference record.

Sewanee left the conference following the 1940 season while Georgia Tech left after the 1963 season and Tulane followed after the 1965 campaign. Arkansas and South Carolina entered the SEC prior to the 1992 season.

The SEC was the first conference to split into two divisions and have its regular season culminate in a conference championship game. The first SEC Championship Game was held on Dec. 5, 1992 at Legion Field in Birmingham, Ala.

Here are some facts and figures from the 75-year history of Southeastern Conference football:

All-Time Football Records (entering 2007)

School	Overall	Pct.	SEC	Pct.
Alabama	780-307-43	.709	337-155-20	.678
Arkansas	638-430-40	.594	57-61-2	.483
Auburn	667-384-47	.629	269-204-18	.566
Florida	619-364-40	.625	251-189-15	.568
Georgia	702-379-54	.642	277-183-14	.599
Kentucky	545-541-44	.502	144-315-12	.318
LSU	680-376-47	.638	262-193-22	.572
Mississippi	594-451-35	.566	232-222-15	.511
Mississippi St.	473-514-39	.480	153-312-13	.334
South Carolina	515-517-44	.499	43-73-1	.372
Tennessee	761-316-53	.697	302-151-19	.660
Vanderbilt	541-535-50	.503	112-349-18	.253

All-Time SEC Championships

Alabama	21
Tennessee	13
Georgia	12
LSU	9
Florida	7
Mississippi	6
Auburn	6
*Georgia Tech	5
*Tulane	3
Kentucky	2
Mississippi State	1
Arkansas	0
South Carolina	0
Vanderbilt	0

* Denotes former member of the SEC

STORIES OF CHARACTER

In conjunction with the SEC's 75th anniversary, the league has launched a "Stories of Character" multimedia campaign that highlights individuals from each current SEC institution.

The following former football Vols are highlighted:

Charles Davis (1983-86): College football commentator who works with at-risk youth at the Edgewood Children's Ranch

Heath Shuler (1991-93): U.S. Congressman representing North Carolina's 11th District

Tim Townes (1970-72): World-renowned medical researcher and Chairman and Professor of Biochemistry and Molecular Genetics at UAB

INTERDIVISIONAL EXCELLENCE

The Vols own the best interdivision record among SEC teams, going 32-11-1 (.739) against the Western Division since the league split in 1992.

SHUTOUTS

Since 1992, no SEC team has pitched more shutouts than Tennessee's 13. The Vols have recorded at least one shutout in three of the last six years. Four times in the last 13 years UT has registered two shutouts in a season.

VOLS RULE AS SEC ROAD WARRIORS

Since 1992, Tennessee owns the best road record among SEC teams, going 46-15 for a mark of .754. The Vols' 46 victories away from Rocky Top are the second-most in the league during that span, and they have not had a losing record away from Knoxville during that time.

SEC AMONG BCS BOWL LEADERS

Since the adoption of the BCS format in 1998, the Southeastern Conference leads the nation in BCS wins with nine and also ranks first in BCS winning percentage (9-4, .692).

The SEC is second nationally with 13 all-time BCS bowl appearances (the Big 10 leads with 15).

The SEC's three BCS national championships are more than any other conference (Tennessee in 1998, LSU in 2003 and Florida in 2006).

SEC ATTENDANCE LEADER SINCE 1974

Tennessee has led the SEC in football attendance every year since 1974. That makes 33 straight seasons that the Vols have been the league's top-drawing team.

The Volunteers have ranked in the NCAA's top three in attendance for 31 consecutive years.

TOP-25 FINISHES

Since 2000, the Southeastern Conference has had more teams ranked in the final USA Today Coaches' Poll than any other conference. The SEC has had 34 teams ranked in the last seven final USA Today Coaches' polls, an average of almost five per season. The Big 12 is second with 26 teams ranked since 2000.

The SEC has led or tied for lead in most teams ranked in the final USA Today Coaches' Polls in six of the last seven seasons.

BOWL GAME APPEARANCES

Using current conference alignments, the Southeastern Conference has more bowl game appearances and more bowl victories than any other conference. SEC teams have appeared in 352 bowl games and hold a 177-162-13 record in those games (52.1 percent).

2007 SEC STANDINGS

Eastern Division	SEC		Overall	
	W	L	W	L
South Carolina	1	0	2	0
Florida	0	0	2	0
Kentucky	0	0	2	0
TENNESSEE	0	0	1	1
Georgia	0	1	1	1
Vanderbilt	0	1	1	1

Western Division	SEC		Overall	
	W	L	W	L
Alabama	1	0	2	0
LSU	1	0	2	0
Arkansas	0	0	1	0
Auburn	0	0	1	1
Mississippi	0	0	1	1
Mississippi State	0	1	1	1



NATIONAL POLLS

Associated Press Poll			USA Today Coaches' Poll			Harris Interactive Poll			Bowl Championship Series Poll		
Released Sept. 9			Released Sept. 9			To be released Sept. 23			To be released Oct. 14		
Team	Record	Points	Team	Record	Points	Team	Record	Points	Team	Record	Avg.
1. Southern California (40)	1-0	1,594	1. Southern California (42)	1-0	1,476						
2. LSU (25)	2-0	1,582	2. LSU (11)	2-0	1,437						
3. Oklahoma	2-0	1,418	3. Florida (7)	2-0	1,353						
4. West Virginia	2-0	1,408	4. West Virginia	2-0	1,269						
5. Florida	2-0	1,370	5. Oklahoma	2-0	1,264						
6. Texas	2-0	1,290	6. Texas	2-0	1,156						
7. Wisconsin	2-0	1,171	7. Wisconsin	2-0	1,141						
8. California	2-0	1,126	8. California	2-0	1,038						
9. Louisville	2-0	1,097	9. Louisville	2-0	1,020						
10. Ohio State	2-0	962	10. Ohio State	2-0	972						
11. UCLA	2-0	910	11. UCLA	2-0	837						
12. Penn State	2-0	896	12. Penn State	2-0	804						
13. Rutgers	2-0	820	13. Rutgers	2-0	699						
14. Nebraska	2-0	693	14. Nebraska	2-0	677						
15. Georgia Tech	2-0	590	15. Georgia Tech	2-0	582						
16. Arkansas	1-0	537	16. Arkansas	1-0	493						
17. South Carolina	2-0	477	17. Virginia Tech	1-1	371						
18. Virginia Tech	1-1	382	18. Texas A&M	2-0	325						
19. Oregon	2-0	367	19. Boston College	2-0	315						
20. Clemson	2-0	349	20. Clemson	2-0	311						
21. Boston College	2-0	323	21. Oregon	2-0	309						
22. Tennessee	1-1	284	22. Hawaii	2-0	308						
23. Georgia	1-1	261	23. South Carolina	2-0	294						
24. Hawaii	2-0	247	24. Tennessee	1-1	237						
25. Texas A&M	2-0	243	25. Georgia	1-1	199						

Tennessee's Record When Ranked (AP poll only)

Rank	Record	Last Game
1	15-0	W, 23-16 vs. Florida State (1/4/99)
2	14-6	L, 20-31 vs. LSU (12/8/01)
3	14-4	W, 17-10 vs. UAB (9/3/05)
4	18-8	L, 13-30 vs. Florida (9/21/02)
5	18-3-1	L, 7-16 at Florida (9/17/05)
6	16-6	L, 14-27 vs. Clemson (1/2/04)
7	26-4-1	W, 16-13 vs. Alabama (10/21/06)
8	31-13-1	L, 24-28 vs. LSU (11/4/06)
9	26-5-1	L, 13-17 vs. Notre Dame (11/6/04)
10	23-7	W, 27-10 vs. Mississippi (10/1/05)
11	25-5-2	W, 31-30 vs. Air Force (9/9/06)
12	13-2	W, 24-10 at Florida (9/20/03)
13	14-6	L, 14-31 at Arkansas (11/11/06)
14	11-5-1	W, 42-17 vs. UNLV (10/4/04)
15	12-4	L, 31-45 at California (9/1/07)
16	7-4-2	L, 14-34 vs. Alabama (10/26/02)
17	12-6-2	L, 10-20 vs. Penn State (1/1/07)
18	10-3	W, 10-6 at Miami (Fla.) (11/8/03)
19	11-2	W, 17-12 vs. Kentucky (11/25/06)
20	8-2	W, 34-13 vs. Kentucky (11/21/92)
21	0-2	L, 21-35 vs. Kansas State (1/1/01)
22	3-0	W, 39-10 at Vanderbilt (11/18/06)
23	2-2	W, 35-18 vs. California (9/2/06)
24	1-0	W, 39-19 vs. Southern Miss (9/8/07)
25	2-0	W, 18-10 at South Carolina (11/2/02)
Overall Record		332-99-11 (.764)

Tennessee's Record Against Ranked Teams (AP poll only)

Rank	Record	Last Game
1	2-5	L, 3-26 vs. Miami (Fla.) (11/9/02)
2	9-5	W, 34-32 at Florida (12/1/01)
3	4-13-2	L, 28-38 vs. Auburn (12/8/04)
4	6-11	W, 30-27 (OT) at LSU (9/26/05)
5	3-8-1	L, 3-6 at Alabama (10/22/05)
6	5-7	L, 7-16 at Florida (9/17/05)
7	6-5-1	L, 20-21 vs. Florida (9/16/06)
8	1-7-1	L, 21-41 at Notre Dame (11/5/05)
9	5-5	W, 35-18 vs. California (9/2/06)
10	7-8-1	W, 51-33 at Georgia (10/7/06)
11	9-5	L, 14-31 at Arkansas (11/11/06)
12	3-6-1	L, 31-45 at California (9/1/07)
13	6-4	L, 24-28 vs. LSU (11/4/06)
14	4-4	W, 26-18 vs. LSU (9/29/01)
15	4-2	W, 22-13 at Mississippi (10/17/90)
16	4-2	W, 38-23 vs. Boston College (11/1/93)
17	6-1	W, 24-10 at Florida (9/20/03)
18	7-2-1	L, 30-43 vs. Florida (10/13/84)
19	2-3	L, 14-34 vs. Alabama (10/26/02)
20	1-4	L, 3-30 vs. Maryland (12/31/02)
21	1-1	L, 20-31 vs. LSU (12/8/01)
22	3-0	W, 38-7 vs. Texas A&M (11/1/05)
23	3-0	W, 24-14 vs. Mississippi State (12/5/98)
24	2-0	W, 38-14 vs. Notre Dame (11/6/99)
25		No Games
Overall Record		103-108-8 (.489)

Tennessee's Last Time In The Polls

Rank	Associated Press	USA Today
1	Final 1998	Final 1998
2	Dec. 2, 2001	Dec. 2, 2001
3	Preseason 2005	Preseason 2005
4	Aug. 26, 2002	Sept. 11, 2005
5	Sept. 11, 2005	Preseason 2002
6	Sept. 4, 2005	Nov. 18, 2001
7	Oct. 15, 2006	Oct. 2, 2005
8	Oct. 29, 2006	Oct. 29, 2006
9	Oct. 31, 2004	Oct. 22, 2006
10	Sept. 25, 2005	Sept. 29, 2002
11	Sept. 5, 2006	Sept. 18, 2005
12	Sept. 14, 2003	Oct. 24, 2004
13	Nov. 5, 2006	Oct. 17, 2004
14	Sept. 6, 2004	Oct. 1, 2006
15	Preseason 2007	Preseason 2007
16	Oct. 20, 2002	Nov. 14, 2004
17	Dec. 3, 2006	Sept. 12, 2006
18	Nov. 2, 2003	Dec. 3, 2006
19	Nov. 19, 2006	Nov. 26, 2006
20	Nov. 16, 1992	Nov. 16, 1992
21	Oct. 12, 2003	Nov. 19, 2006
22	Sept. 9, 2007	Oct. 19, 2003
23	Preseason 2006	Final 2006
24	Sept. 4, 2007	Sept. 9, 2007
25	Final 2006	Oct. 23, 2005
	Final 2005	Final 2005



Tennessee has finished atop both the AP and Coaches' polls two times ... Fulmer's Vols enjoyed a streak of 54 straight weeks in the top 10 from 1995-2000 ...

"It's static noise. You can't hear anything. You go up and down the line, your wide receivers, your running backs, your tight ends, nobody can hear. Nobody."

— **California quarterback Nate Longshore, 2006**

NEYLAND STADIUM RENOVATION PROJECT

Phase I of the Neyland Stadium Master Plan renovations were completed prior to the start of the 2006 season. That phase included the expansion of the lower-north concourse near Gate 21, the addition of the East Club and infrastructure improvements to the stadium. The phase was a preview of the vision for the entire project and brings the stadium's total capacity down slightly to **102,038** (the nation's fourth-largest collegiate football facility).

For the 2007 season, fans will enjoy college football's largest LED display in the bowl of the stadium along with new permanent recognition of the football program's retired numbers and national championship teams.

Phase II, which is projected to cost \$27 million, will begin after this season and will include the renovation of the lower-west concourse, improvements to the team locker room, the construction of a field-level Lettermen's room and aesthetic changes around the field.

Phase III is scheduled to be finished for the 2009 season and includes renovations to the upper-west and north-lower concourses, the addition of a brick facade around the front of the west and north side of the stadium and improvements to the west tower (including upgrading the press box and skyboxes). Helping to fund the \$45 million Phase III renovations is the addition of a West Club featuring 422 seats.

VOLS' CROWDS AVERAGED MORE THAN 105,000 IN 2006; SEC LEADER FOR 33 YEARS

Tennessee's seven home crowds in 2006 averaged 105,789. The Vols' total attendance for those six contests stands at 740,521.

In 2005, UT's total attendance of 746,507 (six games) led the nation.

Tennessee has led the Southeastern Conference in football attendance every year since 1974. UT's home crowds also have ranked among the top three in NCAA attendance for a remarkable 31 consecutive seasons.

NEYLAND STADIUM RANKS SECOND NATIONALLY IN TOTAL WINS

Tennessee has won 412 all-time games at Neyland Stadium. That is the second highest win total for any school in the nation at its current home venue.

Only Georgia Tech's Bobby Dodd Stadium (420 wins) has hosted more victories for its team—and Bobby Dodd Stadium (1913) opened eight years before Neyland Stadium (1921).

UT'S WINNING PERCENTAGE AT NEYLAND HIGHER THAN 80 PERCENT SINCE 1990

More than 105,000 fans have witnessed the Vols win better than 80 percent of their games at Neyland Stadium since 1990. Included was a record crowd of 109,061 that saw the Vols' win over Florida Sept. 18, 2004.

NEYLAND BOASTS 71 STRAIGHT CROWDS OF MORE THAN 100,000

The Tennessee Vols have played 71 consecutive home games at Neyland Stadium in front of crowds of at least 100,000 fans.

Since the stadium's capacity was expanded to more than 100,000 in 1996, the Vols have not had a home crowd of less than six figures.

Neyland Stadium's current capacity is 102,038, making it the nation's third-largest college football venue (trailing Michigan Stadium [107,501] and Penn State's Beaver Stadium [107,282]).

UT'S RETIRED NUMBERS PERMANENTLY DISPLAYED AROUND STADIUM

A select group of seven celebrated members of the Tennessee football family have had their jerseys retired.

Each of those Vols greats now has his respective jersey permanently displayed on lighted signage just below the upper deck at different corners of Neyland Stadium.

Reggie White's No. 92 was retired and put on display before the 2005 Mississippi game, and Peyton Manning's No. 16 was retired before the 2005 South Carolina contest. Doug Atkins' No. 91 was retired prior to the Vanderbilt game that same year.

The retired numbers of the four Vols who died in service to their country during WWII—Clyde "Ig" Fuson (No. 62), Rudy Klarer (No. 49), Bill Nowling (No. 32) and Willis Tucker (No. 61)—were put on permanent display during a special ceremony prior to the Air Force game in 2006.

86 SEASONS AT NEYLAND

The 2007 season marks Tennessee's 86th year of football in Neyland Stadium. The Volunteers own a 412-101-17 all-time record at home, giving them a Rocky Top winning percentage of .793.

Consecutive Games Without a Loss: 55, beginning Oct. 3, 1925, with a 51-0 victory against Emory & Henry, and ending Oct. 21, 1933, with a 12-6 loss to Alabama.

Consecutive Home Wins: 30, beginning Dec. 8, 1928, with a 13-12 win against Florida and ending Oct. 21, 1933 with a 12-6 loss to Alabama.

Winning Seasons: 75, including 35 undefeated years at home. The last Vols squad to go undefeated at home was the 1999 team, which was 7-0 at Neyland Stadium.

NEYLAND STADIUM TOP-ATTENDANCE GAMES

Attend.	Opponent, Date
1. 109,061	Florida, Sept. 18, 2004
2. 108,768	Florida, Sept. 16, 2000
3. 108,722	Florida, Sept. 21, 2002
4. 108,625	UNLV, Sept. 6, 2004
5. 108,472	LSU, Sept. 29, 2001
6. 108,470	Georgia, Oct. 8, 2005
7. 108,064	Southern Miss, Sept. 2, 2000
8. 107,881	South Carolina, Sept. 27, 2003
9. 107,828	Auburn, Oct. 2, 2004
10. 107,745	Miami (Fla.), Nov. 9, 2002

SHIELDS-WATKINS FIELD AT NEYLAND STADIUM

Director of Sports Surface Management:

Bob Campbell, Certified Sports Field Manager and past president of the Sports Turf Managers Association

Playing surface was artificial turf from 1968-93

Grass field was reinstalled in 1994 and was replanted prior to this season

It takes 90 gallons of paint to complete the lines, center logo and the famous orange and white checkerboard end zones

The checkerboard end zones first appeared from 1964-67, then reappeared in 1989 and have been in place ever since

Playing field built to United States Golf Association golf green construction specifications:

- 12 inches of sand over four inches of gravel
- Drainage lines 15 feet apart under gravel in subgrade
- Infiltration (drainage) rate of 12 inches per hour
- 16-inch crown from sideline to center of field
- Tifway Bermuda grass mowed at 3/4-inch height

"That's the greatest stadium I've ever been in ... that Tennessee stadium—there's just something different about it. Just the aura around it. It's just a first-rate place and it's been sold out every time I've been in it. I believe it's one of those places in college football where you say, 'It's one of the key bench marks of what college football is supposed to be.'"

— **Neyland Award winner and former Southern Cal and UNLV head coach John Robinson, 2007**



Tennessee has played 16 night games in Neyland Stadium since the 2000 season (11-5) ... Neyland Stadium is the fourth-largest college football venue in America ...

VOLS IN PRO FOOTBALL

NFL PIPELINE

Tennessee had 40 players on 2006 NFL Kickoff Weekend rosters, ranking third nationally behind Miami's 42 and Florida State's 41.

Tennessee had more active NFL players than any other SEC school. The SEC's 266 NFL players were more than any other conference in the country.

Included among Tennessee's professional standouts are 2006 NFL Pro-Bowlers Peyton Manning, John Henderson, Jason Witten and Al Wilson.

2006 NFL Rosters Players by Colleges

School	NFL Players
Miami (Fla.)	42
Florida State	41
TENNESSEE	40
Georgia	39
Ohio State	39
Michigan	36
Florida	35
Nebraska	32
LSU	31
Penn State	29



SUPER BOWL VOLS

Did you know that at least one former Vol has played in each of the last 16 Super Bowls and 19 of the last 20?

Most recently, quarterback Peyton Manning appeared in Super Bowl XLI for the Indianapolis Colts. He earned Super Bowl MVP honors while leading the Colts to victory.

VOLS IN THE PRO BOWL

Over the years, 32 former Vols have been among the elite NFL players selected to play in the Pro Bowl. Those players have earned 94 Pro Bowl invitations, led by Reggie White's 13.

White (1987) is one of four Vols who was named MVP of the Pro Bowl, joining Doug Atkins (1959), Peyton Manning (2005) and Bert Rechichar (1957).

MANNING BUILDING ELITE NFL LEGACY

Peyton Manning can add another check mark to his illustrious career, as he was named Super Bowl MVP as his Indianapolis Colts captured Super Bowl XLI in Miami.

Manning has started every game of his nine-year NFL career and has completed more passes and thrown for more yards and touchdowns, with a higher passer rating, in a career-opening nine-year span than any NFL player.

He also is the only quarterback in NFL history with 25+ touchdown passes in nine consecutive seasons.

In 2004, he put together arguably the best season ever by an NFL quarterback, setting records for touchdown passes in a season (49) and passer rating (121.1).

Manning also has directed 28 regular-season fourth-quarter and overtime game-winning drives. He and wide receiver Marvin Harrison also have set many records together. The duo has combined for 878 receptions for 11,908 yards and 106 touchdowns, all of which are NFL records.

In Indianapolis/Baltimore Colts history, Manning has produced the nine best seasons in terms of completions and yards, the eight best seasons in attempts, the seven best seasons in games with a touchdown pass, eight of the nine best seasons in completion percentage and nine of the eleven best seasons in touchdown passes.

Most recently, Manning became the only player in NFL history to be named NFL MVP, Super Bowl MVP and Pro Bowl MVP during their career.

UT'S ATKINS, WHITE IN PRO HALL OF FAME

Legendary defensive linemen Doug Atkins (1950-52) and Reggie White (1980-83) represent UT in the Pro Football Hall of Fame.

Atkins was drafted by the Cleveland Browns in the first round of the 1953 draft and eventually went on to star for the Chicago Bears (1955-66) and the New Orleans Saints (1967-69).

White, a defensive end who began his career in the USFL, is remembered as one of the best pass rushers in NFL history. He retired as the NFL's all-time sacks leader and is the only player in league history to have recorded nine consecutive seasons of double-digit sack totals. White passed away Dec. 26, 2004.

10 VOLS ENJOYING SUCCESS IN ARENA FOOTBALL LEAGUE

Former Vols quarterback Andy Kelly (1988-91) now stars for the New Orleans Voodoo and is UT's most prominent alum in the Arena Football League.

Other former Vols active in the AFL include lineman Jonathan Brown (Columbus Destroyers), lineman Mondre Dickerson (Grand Rapids Rampage), lineman Bill Duff (Columbus Destroyers), wide receiver/linebacker Cory Fleming (Orlando Predators), defensive specialist DeRon Jenkins (Nashville Kats), lineman DeAngelo Lloyd (Austin Wranglers), wide receiver/linebacker Andy McCullough (free agent), wide receiver Marcus Nash (Dallas Desperados) and lineman Cory Stone (Philadelphia Soul).

ANDY KELLY AFL'S TOP ALL-TIME PASSER

Former Tennessee quarterback Andy Kelly (1988-91) is a 14-year veteran of the Arena Football League and is arguably the greatest quarterback in league history.

Kelly, currently a member of the New Orleans Voodoo, holds the AFL career passing records for completions (3,886), attempts (6,224), passing yards (42,519) and touchdown passes (809). Kelly also holds the record for most touchdowns ever by any professional quarterback in any league.

TWO VOLS ACTIVE IN CANADIAN LEAGUE

In addition to Tennessee's large contingent of active NFL and AFL players, two former Vols are also strapping it on in the Canadian Football League.

Defensive end Jonathan Brown (1994-97) plays for the Toronto Argonauts, and wide receiver Jeremaine Copeland (1995-98) plays for the Calgary Stampeders.

Former Vols on 2007 NFL Rosters

Player	Team
Jason Allen, DB	Miami Dolphins
Rashad Baker, DB	New England Patriots
Kevin Burnett, LB	Dallas Cowboys
Chad Clifton, T	Green Bay Packers
Dustin Colquitt, P	Kansas City Chiefs
Shaun Ellis, DE	New York Jets
Aubrayo Franklin, DT	San Francisco 49ers
Omar Gaither, LB	Philadelphia Eagles
Deon Grant, DB	Seattle Seahawks
Jabari Greer, DB	Buffalo Bills
*Chris Hannon, WR	Carolina Panthers
Parys Haralson, DE	San Francisco 49ers
Justin Harrell, DT	Green Bay Packers
Albert Haynesworth, DT	Tennessee Titans
John Henderson, DT	Jacksonville Jaguars
Travis Henry, RB	Denver Broncos
Anthony Herrera, G	Minnesota Vikings
Jamal Lewis, RB	Cleveland Browns
Leonard Little, DE	St. Louis Rams
Jesse Mahelona, DT	Tennessee Titans
Peyton Manning, QB	Indianapolis Colts
David Martin, TE	Miami Dolphins
Turk McBride, DE	Kansas City Chiefs
Tony McDaniel, DT	Jacksonville Jaguars
Robert Meachem, WR	New Orleans Saints
*Marvin Mitchell, LB	New Orleans Saints
Eric Parker, WR	San Diego Chargers
Peerless Price, WR	Buffalo Bills
Arron Sears, OT	Tampa Bay Buccaneers
Donte Stallworth, WR	New England Patriots
Jonathan Wade, DB	St. Louis Rams
Darwin Walker, DT	Chicago Bears
Kelley Washington, WR	New England Patriots
Fred Weary, C	Houston Texans
Scott Wells, C	Green Bay Packers
Cedrick Wilson, WR	Pittsburgh Steelers
Gibril Wilson, DB	New York Giants
Jason Witten, TE	Dallas Cowboys

*practice squad

38 Total Players (20 AFC, 18 NFC)



UT's five first-day picks in the 2007 NFL draft were the most of any school in the nation ... 28 of the NFL's 32 teams had at least one former Vol in training camp ...

INSIDE THE ORANGE ZONE

Game	Tennessee • Opponent
at California	4-5 (4 TD, 0 FG) • 5-6 (4 TD, 1 FG)
Southern Miss at Florida	4-4 (3 TD, 1 FG) • 2-2 (0 TD, 2 FG)
Arkansas State	
Georgia	
at Miss. State	
at Alabama	
South Carolina	
La.-Lafayette	
Arkansas	
Vanderbilt	
at Kentucky	
TOTALS	8-9 (7 TD, 1 FG) • 7-8 (4 TD, 3 FG)

GIVEAWAY/TAKEAWAY

Game	Tennessee			Opponent			DIFF
	FUM	INT	TOT	FUM	INT	TOT	
at California	1	0	1	1	0	1	Even
Southern Miss at Florida	2	0	2	2	1	3	+1
Arkansas St.							
Georgia							
at Miss. State							
at Alabama							
South Carolina							
La.-Lafayette							
Arkansas							
Vanderbilt							
at Kentucky							
TOTALS	3	0	3	3	1	4	+1

FIELD GOAL SEQUENCE

	Tennessee	Opponent
at California	(41)	(27)
Southern Miss at Florida	(38), (36), (47)	(30), (51), 42, (40), (24)
Arkansas St.		
Georgia		
at Miss. State		
at Alabama		
South Carolina		
La.-Lafayette		
Arkansas		
Vanderbilt		
at Kentucky		

Numbers in (parentheses) indicate field goal was made.

VOLS ON OPENING DRIVES

	1st Half	2nd Half
California	Fumble	Downs
Southern Miss at Florida	TD (pass)	FG
Arkansas St.		
Georgia		
at Miss. State		
at Alabama		
South Carolina		
La.-Lafayette		
Arkansas		
Vanderbilt		
at Kentucky		

FUMBLES

Name	No.-Lost	Name	No.-Lost
Erik Ainge	2-1	J. Crompton	1-1
Lennon Creer	1-1	Arian Foster	1-0

MILESTONE GAMES

Erik Ainge's 300-yard passing games: (3)
2006: Air Force (333); Memphis (324); Alabama (302)

LaMarcus Coker's 100-yard rushing games: (3)
2006: Marshall (146); Memphis (125); Vanderbilt (126)

Arian Foster's 100-yard rushing games: (6)
2005: South Carolina (148); Notre Dame (125); Memphis (132); Vanderbilt (223); Kentucky (114)
2007: Southern Miss (125)

Austin Rogers' 100-yard receiving games: (1)
2007: Southern Miss (112)

Lucas Taylor's 100-yard receiving games: (2)
2007: California (103); Southern Miss (118)

Jonathan Hefney's 10-tackle games: (4)
2005: Georgia (14)
2006: Air Force (17), Marshall (12); LSU (15)

Jerod Mayo's 10-tackle games: (6)
2006: Air Force (10); Florida (10), Marshall (12); Alabama (12); LSU (12)
2007: California (10)

CAREER BEST - TACKLES

Robert Ayers	4 vs. Memphis 2005
Eric Berry	7 at California 2007
Demonte' Bolden	4 vs. LSU 2006
Wes Brown	3 at Arkansas 2006
Sinclair Cannon	1 vs. Mississippi 2005
Britton Colquitt	1 (2x)
Dorian Davis	2 at California 2007
Walter Fisher	4 vs. Southern Miss 2007
Antonio Gaines	6 at California 2007
Quintin Hancock	1 vs. Florida 2006
Jonathan Hefney	17 vs. Air Force 2006
Marsalous Johnson	4 at California 2007
Ryan Karl	9 vs. California 2006
Ricardo Kemp	7 at South Carolina 2006
Daniel Lincoln	1 at California 2007
J.T. Mapu	9 at Alabama 2003
Andre Mathis	1 (2x)
Jerod Mayo	12 (3x)
Rico McCoy	9 (2x)
Nevin McKenzie	3 vs. Southern Miss 2007
Xavier Mitchell	8 vs. Florida 2006
Adam Myers-White	3 vs. Memphis 2006
Chase Nelson	2 vs. Southern Miss 2007
Jarod Parrish	7 (2x)
Nick Reveiz	1 vs. Southern Miss 2007
Antonio Reynolds	6 (2x)
Austin Rogers	2 vs. California 2006
Lucas Taylor	2 (2x)
LaMarcus Thompson	2 vs. Southern Miss 2007
Antonio Wardlow	4 at South Carolina 2006
Dan Williams	6 vs. Southern Miss 2007
Ja'Kouri Williams	3 at LSU 2005
DeAngelo Willingham	1 vs. Southern Miss 2007
Ellix Wilson	5 vs. LSU 2006

INDIVIDUAL SINGLE-GAME BESTS

CAREER BEST - RUSHING

Name	No.	Yards
Erik Ainge	11 at ND 2005	3 vs. AU 2004
Josh Briscoe	1 at MEM 2006	11 at MEM 2006
LaMarcus Coker	26 at MEM 2006	146 vs. MAR 2006
Lennon Creer	6 vs. So. Miss 2007	53 vs. So. Miss 2007
Jonathan Crompton	6 vs. LSU 2006	22 vs. LSU 2006
Arian Foster	40 vs. VU 2005	223 vs. VU 2005
Montario Hardesty	19 vs. AF 2006	72 vs. AF 2006
David Holbert	2 vs. TAMU 2004	3 vs. TAMU 2004
Kenny O'Neal	1 vs. So. Miss 2007	2 vs. So. Miss 2007
Austin Rogers	1 (2x)	26 at UK 2005
Lucas Taylor	2 vs. UM 2005	18 vs. SC 2005

CAREER BEST - PASSING

Name	Att.	Comp.
Erik Ainge	47 at Cal 2007	32 at Cal 2007
Jonathan Crompton	34 at Ark 2006	16 at Ark 2006
Lucas Taylor	1 vs. UF 2006	1 vs. UF 2006

CAREER BEST - PASSING YARDS

Name	Yards
Erik Ainge	333 vs. AF 2006
Jonathan Crompton	183 vs. LSU 2006
Lucas Taylor	48 vs. UF 2006

CAREER BEST - RECEIVING

Name	No.	Yards
Josh Briscoe	6 at Cal 2007	39 (2x)
Chris Brown	7 (2x)	66 vs. PSU 2006
LaMarcus Coker	4 (2x)	51 vs. UK 2006
Brad Cottam	3 (2x)	53 at VU 2006
Jeff Cottam	1 vs. So. Miss 2007	4 vs. So. Miss 2007
Lennon Creer	1 vs. So. Miss 2007	7 vs. So. Miss 2007
Arian Foster	5 (2x)	45 vs. VU 2005
Quintin Hancock	1 (3x)	27 at MEM 2006
Montario Hardesty	2 at Cal 2007	22 at SC 2006
David Holbert	1 (7x)	26 vs. SC 2005
Denarius Moore	1 (2x)	9 at Cal 2007
Austin Rogers	7 vs. So. Miss 2007	112 vs. So. Miss 2007
Lucas Taylor	6 at Cal 2007	118 vs. So. Miss 2007

CAREER BEST - KICKOFF RETURNS

Name	No.	Yards (Total)
LaMarcus Coker	4 (2x)	93 at UGA 2006
Lennon Creer	2 vs. So. Miss 2007	54 vs. So. Miss 2007
Arian Foster	3 at Cal 2007	117 at Cal 2007
Jonathan Hefney	3 vs. UK 2004	49 vs. UK 2004
David Holbert	1 vs. MAR 2006	4 vs. MAR 2006
Marsalous Johnson	2 (2x)	40 at SC 2006
Denarius Moore	3 vs. So. Miss 2007	56 vs. So. Miss 2007
Austin Rogers	1 vs. UF 2006	12 vs. UF 2006
Lucas Taylor	4 vs. UGA 2005	77 vs. VU 2005
Ellix Wilson	1 vs. UF 2006	17 vs. UF 2006
Ja'Kouri Williams	1 (2x)	19 vs. LSU 2006

CAREER BEST - PUNT RETURNS

Name	No.	Yards (Total)
Jonathan Hefney	6 vs. UA 2006	104 vs. UA 2006
Austin Rogers	2 vs. Cal 2006	13 vs. Cal 2006
Lucas Taylor	4 at UA 2005	31 at UA 2005

2007 STARTER THUMBNAILS



2007 PRESEASON HONORS - All-SEC -- Coaches (2nd), Media (2nd), Blue Ribbon Yearbook, Athlon (2nd), Lindy's; Phil Steele (2nd) ... Lindy's SEC Offensive Player of the Year

2007 - Games/Starts: 2/2 ... Leads SEC and tied for 11th nationally with 27.5 completions per game ... Career game highs in both pass attempts (47) and completions (32) in opener against Cal ... Finished with 271 yards passing and three TD tosses ... Completed 23-of-36 passes for 276 yards and 2 TDs against Southern Miss ... Now has only one pass interception in his last 239 attempts dating to final play of first half vs. Alabama.

CAREER - Games/Starts: 31/25 ... Currently fifth all-time among UT quarterbacks with 5,725 passing yards and 5,524 total offensive yards ... In 2006, set UT season record for completion percentage (67.0) ... Set UT freshman record with 17 TD passes ... Has been SEC Offensive Player of the Week twice (9/9/06 and 10/7/06) ... Honored by SEC for academic achievements after all three seasons.

CAREER HIGHS: Attempts-47 at CAL 2007; Completions-32 at CAL 2007; Yards 333 vs. AF 2006; TD-4, twice.

LAST SEASON VS. FLORIDA: Completed 17-of-32 passes for 183 yards and two INTs against the Gators.



2007 - Games/Starts: 2/2 ... Recorded two tackles, including one TFL and recovered a fumble in first career start at Cal ... Finished with two tackles and had first career PBU against Southern Miss.

CAREER - Games/Starts: 15/2 ... Tackles: 21-5-26 ... 5 TFLs and 1 sacks ... Made first career tackle in season-opener against Cal in 2006 ... Had first career TFL against South Carolina ... Set a career-high with four tackles and recorded one TFL against LSU ... Recorded first sack of career against Kentucky ... Finished strong in 2006 averaging three tackles per game over last five outings.

CAREER HIGHS: Tackles-4 vs. LSU 2006; TFL-1, five times; Sacks-1 vs. KY 2006.

LAST SEASON VS. FLORIDA: Did not play.



2007 - Games/Starts: 2/0 ... Team leader with 3.5 TFLs ... Set career TFL highs both games this season ... Led team with 1.5 TFLs against Cal ... Finished with three tackles against Golden Bears ... Had two TFLs including a sack against Southern Mississippi.

CAREER - Games/Starts: 24/2 ... Tackles: 27-9-36 ... 7.5 TFLs and 3 sacks ... Recorded career-high four tackles against Memphis in 2005 ... First career tackle went for a sack against Mississippi in 2005 ... Started final two regular season games in 2006 ... Broke up pass and had two tackles in first career start against Vanderbilt in 2006 ... Had a season-high three tackles last season against LSU and South Carolina.

CAREER HIGHS: Tackles-4 vs. MEM 2005; TFL-2 vs. SM 2007; Sacks-1, three times.

LAST SEASON VS. FLORIDA: Only tackle was a TFL for a seven-yard loss against the Gators.



2007 - Games/Starts: 2/0 ... Caught a career-high six passes for 39 yards in season-opener against Cal ... Caught three passes for 11 yards vs. Southern Mississippi, including a five-yard TD.

CAREER - Games/Starts: 25/0 ... 18 receptions for 183 yards and 2 TD ... Named "VOLScholar" of the week prior to the South Carolina game ... Had first career rush against Memphis in 2006 rushing around end for 11 yards ... Made collegiate debut against Florida in 2006 catching one pass for 17 yards ... Career-long grab of 39 yards went for a TD against Memphis in 2005.

CAREER HIGHS: Receptions-6 at CAL 2007; Yards-39, twice; Long-39 vs. MEM 2005; TD-1, twice.

LAST SEASON VS. FLORIDA: Played but did not catch a pass.



2007 - Games/Starts: 2/1 ... Became the first defensive player—and just the third player overall—in the Phillip Fulmer era to start season-opener as a true freshman ... Finished with seven tackles against California ... Recorded five tackles against Southern Mississippi.

CAREER HIGHS: Tackles-7 at CAL 2007; PD-None; INT-None.



2007 PRESEASON HONORS - All-SEC -- Phil Steele (2nd), Lindy's (2nd), Athlon (3rd).

2007 - Games/Starts: 2/2 ... At least one catch in five straight games for longest active Vols streak ... Recorded first multi-touchdown game of his career, catching seven passes for 54 yards and 2 TDs against Cal ... First Vols tight end with two TD catches in a game since Austin Denney vs. Auburn on Sept. 24, 1966 ... Caught one pass for 17 yards against Southern Miss.

CAREER - Games/Starts: 38/27 ... 59 receptions for 525 yards and 4 TDs ... UT's top returning receiver in 2007 in both catches and yards ... Finished junior season with 31 catches or 11 more than his first two seasons combined ... Had career high seven catches for 66 yards in Outback Bowl against Penn State ... Also plays as H-back because of superior blocking skills ... First catch of his career went for a 20-yard TD against South Carolina in 2004.

CAREER HIGHS: Rec-7, twice; Yds-66 vs. PSU 2007; Long-53 vs. PSU 2007; TD-2 at CAL 2007.

LAST SEASON VS. FLORIDA: Caught one pass for four yards.

2007 STARTER THUMBNAILS




2007 PRESEASON HONORS - All-SEC (Coaches (2nd), Media (2nd), Athlon, Phil Steele (2nd)).

2007 - Games/Starts: 1/0 ... Returned to action against Southern Miss, carrying four times for 11 yards and catching one pass for 10 yards.

CAREER - Games/Starts: 12/4 ... 112 rushes for 707 yards (6.3 att) and 5 TD ... 14 receptions for 178 yards and 1 TD ... Already owns two of the four longest runs (89,87) in UT history ... Broke free for an 89-yard TD run against Marshall ... Run was longest by an SEC player in 2006 ... Finished game with season-high 146 rushing yards on eight carries ... Per-attempt avg of 18.2 broke 44-year-old school record held by George Canale (17.5 vs. Chattanooga in 1962) ... In first career start, rushed for 125 yards against Memphis ... Also eclipsed the 100-yard mark against Vanderbilt finishing with 126 yards on 10 carries ... Had 87-yard TD run against Commodores ... First rushing attempt in Outback Bowl resulted in 42-yard TD against Penn State.

CAREER HIGHS: Attempts-26 at MEM 2006; Yards-146 vs. MAR 2006; Long-89 vs. MAR 2006; TD-2 at VAN 2006

LAST SEASON VS. FLORIDA: First career reception gave UT a 10-7 lead over Florida as he hauled in a 48-yard TD pass from wide receiver Lucas Taylor.



2007 - Games/Starts: 2/2 ... Stands 4th among SEC leaders in all-purpose yards (173.0) and 6th in rushing (107.0) ... Returned to home state with a flourish, finishing with 226 all-purpose yards against Cal ... Tallied 89 yards rushing on 13 attempts, caught three passes for 20 yards and the first receiving TD of his career ... Also returned three kickoffs for 117 yards, including a 68-yard return to set up UT's second score of the day ... Rushed for 125 yards on 23 carries and did not have a single rush go for negative yardage against Southern Mississippi.

CAREER - Games/Starts 24/11... 310 rushes for 1,415 yards (4.6 att) and 12 TD ... 31 receptions for 251 yards and 1 TD ... First Vol freshman to start at tailback since Jamal Lewis in 1997 and first UT tailback to have 100-yard rushing games in first five career starts since Chuck Webb in 1989 ... As a freshman in 2005 rushed for 879 yards and was a second-team Freshman All-America and first-team Freshman All-SEC selection .. Rushed for a career-high 223 yards against Vanderbilt in 2005.

CAREER HIGHS: Attempts-40 vs. VAN 2005; Yards-223 vs. VAN 2005; Long-66 vs. VAN 2005; TD-3 at GA 2006 **KR HIGHS** Returns-3 at CAL 2007; Yards-117 at CAL 2007; Long-68 at CAL 2007; TD-0.

LAST SEASON VS. FLORIDA: Rushed twice for two yards.



2007 PRESEASON HONORS - All-America -- Blue Ribbon, Phil Steele (2nd), Street & Smith's (2nd), Lindy's (2nd), Athlon (3rd)

All-SEC -- Coaches, Media, Blue Ribbon, Birmingham News, Phil Steele, Street & Smith's, Athlon, TSN, Lindy's, College Football News

2007 - Games/Starts: 1/1 ... Six punts for 40.8-yard avg. with a long of 55 and had two balls downed inside 20 at Cal ... Did not play against Southern Miss, snapping a streak of 71 straight UT games in which the Vols' starting punter was a member of the Colquitt family ... Only previous game DNP was vs. Air Force 2006, when Vols did not punt entire game.

CAREER - Games/Starts:24/24 ... 111 punts-4,742 yards-42.7 avg. ... Consensus first-team All-SEC pick in 2006 after finishing second in SEC and seventh nationally with 44.9-yard avg - fourth best mark in school history ... Had 18 punts downed inside 20 versus only four touchbacks in 2006 ... Career long punt of 64 yards against Notre Dame in 2005 ... Member of 2005 Collegefootballnews.com Freshman All-America third team.

CAREER HIGHS: Punts-8, twice; Avg.-56.0 vs. MAR 2006; Long-64 vs. ND 2005.

LAST SEASON VS. FLORIDA: Punted four times for an average of 48.2 yards.



2007 PRESEASON HONORS - All-SEC -- Athlon.

2007 - Games/Starts: 2/2 ... Started at right tackle in the first two games as the Vols first string offensive line has only given up one sack on the season.

CAREER - Games/Starts 20/4... Earned freshman All-SEC honors in 2005 by league coaches ... Started at left guard in collegiate debut against UAB ... Has won the Harvey Robinson Award for most improved player offensive player in spring practice twice (2005 and 2007).

LAST SEASON VS. FLORIDA: Played but did not start.



2007 - Games/Starts: 2/2 ... Made first career start at Cal ... Caught first career pass in opening quarter against Southern Mississippi.

CAREER - Games/Starts 15/2 ... 1 reception for 4 yards ... Appeared in every game in 2006 as a special teams and short-yardage contributor.

CAREER HIGHS: Receptions-1 vs. SM 2007; Yards-4 vs. SM 2007; Long-4 vs. SM 2007; TD-0.

LAST SEASON VS. FLORIDA: Played but did not catch a pass.



2007 - Games/Starts: 2/0 ... Had Vols' only rushing TD against Cal ... Finished game with 27 yards on nine carries and added two receptions for four yards against Golden Bears ... Rushed two times for 11 yards against Southern Miss.

CAREER - Games/Starts 17/5 ... 124 carries for 440 yards and 5 TDs ... Received medical hardship for 2005 season because of knee injury suffered against Mississippi ... Career highs in attempts (19) and yards (72) against Air Force in 2006 ... Made first career start against Florida in 2006 ... Last season became first running back since Travis Stephens in 2000 to rush for touchdowns in four consecutive games.

CAREER HIGHS: Attempts-19 vs. AF 2006; Yards-72 vs. AF 2006; Long-43 vs. CAL 2006; TD-1, five times.

LAST SEASON VS. FLORIDA: Made first career start against the Gators and rushed 17 times for 14 yards and one TD.

2007 STARTER THUMBNAILS



2007 PRESEASON HONORS - All-America -- College Football News, Lindy's, Street & Smith, Athlon (2nd), CBSsportsline (2nd)
All-SEC -- Coaches, Media, Blue Ribbon, Birmingham News, Phil Steele, Street & Smith's, Athlon, CBSsportsline, TSN, Lindy's, College Football News
Walter Camp Watch List -- National Player of the Year

2007 - Games/Starts: 2/2 ... Punt return average (17.0) would rank third in SEC if qualified ... Finished with eight tackles against Cal ... Finished with three tackles against Southern Mississippi, also returned two punts for 34 yards.

CAREER - Games/Starts 38/37 ... Tackles 172-65-237 ... 9 TFLs and .5 sack ... 9 career interceptions ... Has started 38 consecutive games ... In 2006 recorded 96 tackles to finish second on the team and 8th in the SEC ... Averaged 12.1 yards per punt return, good enough for third in the league and 17th nationally ... Set career-high with 17 tackles against Air Force in 2006 ... Had career-long 65 yard punt return at South Carolina in 2006 ... Earned Freshman All-SEC honors at cornerback before being switch to a safety for the 2005 season.

CAREER HIGHS: Tackles-17 vs. AF 2006; PD-3, twice; INT-1, nine times **PR HIGHS** Returns-6 vs. ALA 2006; Yards-104 vs. ALA 2006; Long-65 vs. SC 2006; TD-0.

LAST SEASON VS. FLORIDA: Posted nine tackles and one PBU and also returned one punt for seven yards.



2007 - Games/Starts: 2/2 ... Ocala, Fla., native tied for eighth nationally with 2.0 field goals made per game ... In first collegiate game knocked home a 41-yard FG and made all four of his PAT attempts against Cal ... Hit all three of his FG attempts against Southern Miss, including 47-yarder.

CAREER - Games/Starts: 2/2 ... Cal game was his first as a Vol ... Is the first Vols placekicker to start his UT career with four made field goals since Carlos Reveiz began 6-of-6 in 1985.

CAREER HIGHS: FG Made-3 vs. SM 2007; Long-47 vs. SM 2007; Points-13 vs. SM 2007.

LAST SEASON VS. FLORIDA: Redshirt.



2007 - Games/Starts: 2/2 ... In first career start, finished with a career-high four tackles against Cal ... Recorded two tackles and 2 PBUs against Southern Mississippi.

CAREER - Games/Starts 10/2 ... Made first career tackle in first career game at Georgia in 2006 ... Has spent time as a kick returner returning five kicks for 83 yards.

CAREER HIGHS: Tackles-4 at CAL 2007; PD-2 vs. SM 2007; INT-0.

LAST SEASON VS. FLORIDA: Did not play.



2007 PRESEASON HONORS - All-SEC -- Coaches, Media, CBSsportsline, Phil Steele (2nd), Athlon (2nd), TSN (2nd), Lindy's (2nd).

2007 - Games/Starts: 2/2 ... Tied for team lead with 14 tackles ... Led Vols with 10 tackles, including one TFL in season-opener against Cal ... Finished with three tackles and had first career forced fumble against So. Mississippi.

CAREER - Games/Starts: 20/14 ... Tackles 75-34-109 ... 13.5 TFLs and 5 sacks ... Started 11 games last season and despite missing one game and being slowed at the end of the season because of a knee injury, still managed to finish third on the team and 11th in the SEC in tackles with 83 ... Earned second-team All-America honors from Rivals.com following 2006 season ... Had five games in 2006 with over 10 tackles ... Had three career-high 12 tackle games in 2006 against Marshall, Alabama and LSU ... Had six tackles in Tennessee debut against UAB in 2005.

CAREER HIGHS: Tackles-12, three times; TFL-3 vs. CAL 2006; Sacks-3 vs. CAL 2006.

LAST SEASON VS. FLORIDA: Finished with 10 tackles, including a sack and two TFLs.



2007 - Games/Starts: 2/2 ... Finished with three tackles against Cal after missing most of preseason with back injury ... Recorded three tackles against Southern Miss.

CAREER - Games/Starts: 37/15 ... Tackles 69-22-91 ... 9 TFLs and 1 sack ... Started every game in 2006 at SLB ... In first career-start against Cal had a career-high nine tackles ... Had seven tackles, 2 TFLs and first career sack against Air Force ... Jumpstarted UT's second-half comeback at Georgia tipping a pass that was intercepted by Antwan Stewart ... Led 2005 Vols with seven special teams tackles and recovered two fumbles ... Had first career interception against Texas A&M in Cotton Bowl.

CAREER HIGHS: Tackles-9 vs. CAL 2006; TFL-2, twice; Sacks-1 vs. AF 2006.

LAST SEASON VS. FLORIDA: Finished with seven tackles



2007 PRESEASON HONORS - All-SEC -- Athlon (3rd).

2007 - Games/Starts: 2/2 ... Tied for team lead with 14 tackles ... Finished with five tackles against Cal ... Led the team and tied his career-high for tackles with nine against Southern Mississippi ... Also had first INT of his career against Golden Eagles.

CAREER - Games/Starts: 15/4 ... Tackles 37-15-52 ... 3 TFLs, 1 FF ... Named to Coaches Freshman All-SEC team and third-team Freshman All-America by CollegeFootballNews.com after 2006 season ... Had eight tackles against Vanderbilt ... In first career start against Kentucky, he led the team with a career-high nine tackles and had one PBU and first career forced fumble ... Started final two games of 2006 season.

CAREER HIGHS: Tackles-9, twice; TFL-3 at VAN 2006; Sacks-0.

LAST SEASON VS. FLORIDA: Finished with three tackles against Florida.

2007 STARTER THUMBNAILS




2007 PRESEASON HONORS - All-SEC -- Phil Steele (4th), Rimington Award Watch List.

2007 - Games/Starts: 2/2 ... Has started 11 consecutive games at center ... Vols yielded only one sack and had 382 yards of total offense against California ... Vol offense goes for 469 yards of total offense and gives up only one sack against Southern Miss.

CAREER -Games/Starts: 14/11 ... Started final nine games of 2006 season ... Earned unanimous freshman All-SEC nod from league coaches and Freshman All-America honors by Rivals.com ... Part of offensive line unit that allowed only 19 sacks –third fewest in the league – against 415 pass attempts – second-most in the league.

LAST SEASON VS. FLORIDA: Did not play.




2007 PRESEASON HONORS - All-SEC -- Lindy's (2nd), Athlon (3rd), Phil Steele (4th).

2007 - Games/Starts: 2/2 ... Recorded one tackle against Cal ... Suffered mild concussion against Golden Bears after scary, fourth-quarter collision with teammate Eric Berry ... Came back to start against Southern Mississippi and finished with four tackles.

CAREER - Games/Starts: 35/13 ... Tackles 36-27-63 ... 11 TFLs and 6.5 sacks ... Started last 11 games of 2006 season ... Made solo stop on Air Force's 2-point conversion with 1:36 remaining in game to preserve UT's 31-30 win ... Had a career-high eight tackles including a sack against Florida in 2006 ... Forced first fumble of his career against LSU in 2006 ... First tackle of career went for a sack against Louisiana Tech in 2004.

CAREER HIGHS: Tackles-8 vs. FLA 2006; TFL-2 vs. FLA 2006; Sacks-1, six times.

LAST SEASON VS. FLORIDA: Set a career-high with eight tackles including two TFLs against the Gators.



2007 - Games/Starts: 2/0 ... Made first appearance as a true-freshman in season-opener against Cal ... Saw action at wide receiver and at kick returner ... Caught one pass for nine yards and returned one kickoff for 31 yards ... Returned three kickoffs for 56 yards and caught one pass for two yards against Southern Mississippi

CAREER - Games/Starts: 2/0 ... High school teammate of fellow Vols freshman Lennon Creer (tailback).

CAREER HIGHS: Receptions-1, twice; Yards-9 at CAL 2007; Long-9 at CAL 2007; TD-0 **KR HIGHS** Returns-3 vs. SM 2007; Yards-56 vs. SM 2007; Long-31 at CAL 2007; TD-0



2007 PRESEASON HONORS - All-SEC -- TSN, Coaches (3rd).

2007 - Games/Starts: 2/2 ... Has started 15 consecutive games ... Vols yielded only one sack and had 382 yards of total offense against California ... Vol offense goes for 469 yards of total offense and gives up only one sack against Southern Miss.

CAREER - Games/Starts: 20/15 ... Started every game he played in last season ... Missed Outback Bowl because of knee injury suffered against Kentucky ... Part of offensive line unit that allowed only 19 sacks–third fewest in the league–against 415 pass attempts–second-most in the league.

LAST SEASON VS. FLORIDA: Started at right guard.



2007 - Games/Starts: 2/1 ... Made second career start against Cal and first since Alabama 2004, finishing with three tackles and first career TFL ... Finished second on the team with seven tackles against Southern Miss and recovered a fumble.

CAREER - Games/Starts: 30/2 ... Tackles: 15-6-21 ... First collegiate start led to a career-high seven tackles against Alabama in 2004 ...Redshirted in 2005 with knee injury.

CAREER HIGHS: Tackles-7, twice; PD-0; INT-0.

LAST SEASON VS. FLORIDA: Played but did not have a tackle.



2007 PRESEASON HONORS - All-SEC -- Lindy's (2nd).

2007 - Games/Starts: 2/2 ... Recorded two tackles against Cal ... Tied career-high with six tackles against Southern Miss.

CAREER - Games/Starts: 36/12 ... Tackles: 42-24-66 ... 8.5 TFLs and 2 sacks ... Had a career-high six tackles against Penn State in Outback Bowl ... Started every game he played in 2006 but missed two games with a neck injury.

CAREER HIGHS: Tackles-6, twice; TFL-2 vs. ALA 2006; Sacks-1, two times.

LAST SEASON VS. FLORIDA: Finished with three tackles.

2007 STARTER THUMBNAILS



2007 - Games/Starts: 2/2 ... Team leader and third in SEC with 13 catches (150 yards) ... Teamed with Lucas Taylor to become first Vols duo to each eclipse 100 receiving yards in game since 1997 SEC Championship Game ... Had six receptions for 38 yards in season-opener against Cal ... Also returned one punt for six yards against Golden Bears ... Had career-highs in receptions (7) and yards (112) by halftime against Southern Mississippi, also caught first career TD against Golden Eagles.

CAREER - Games/Starts: 14/3 ... 19 catches for 237 yards and one TD ... Awarded medical redshirt season in 2006 after suffering through shoulder injury and then mononucleosis ... Made first career start against Air Force in 2006 finishing with then career-highs in receptions (5) and yards (69) ... Had one catch for 18 yards against Mississippi in 2005.

CAREER HIGHS: Receptions-7 vs. SM 2007; Yards-112 vs. SM 2007; Long-28 vs. AF 2006; TD-1 vs. SM 2007.

LAST SEASON VS. FLORIDA: Returned kickoff for 12 yards against the Gators before suffering shoulder injury--preventing his return for the remainder of the season.



2007 - Games/Starts: 2/1 ... Finished with one tackle and was credited with .5 TFL against Cal ... In first career start, recorded a career-high six tackles against Southern Mississippi.

CAREER - Games/Starts: 8/1 ... Tackles: 5-4-9 ... 1.5 TFLs and 1 sack ... Made first career appearance against Cal in 2006 ... Had first career sack against Marshall in 2006.

CAREER HIGHS: Tackles-6 vs. SM 2007; TFL-1 vs. MAR 2006; Sacks-1 vs. MAR 2006.

LAST SEASON VS. FLORIDA: Did not play.



2007 - Games/Starts: 2/2 ... Made first career start at right guard in season-opener against Cal ... Vols yielded only one sack and had 382 yards of total offense against California ... Vol offense goes for 469 yards of total offense and gives up only one sack against Southern Miss.

CAREER - Games/Starts: 9/2 ... Part of offensive line unit that allowed only 19 sacks--third fewest in the league--against 415 pass attempts--second-most in the league.

LAST SEASON VS. FLORIDA: Did not play.



2007 PRESEASON HONORS - All-SEC -- Lindy's (2nd), Phil Steele (4th).

2007 - Games/Starts: 2/2 ... Made third career start at left tackle against Golden Bears, his first since subbing for injured Arron Sears in early 2005 ... Vols yielded only one sack and had 382 yards of total offense against California ... Vol offense goes for 469 yards of total offense and gives up only one sack against Southern Miss.

CAREER - Games/Starts: 27/17 ... Started all 13 games last season at right tackle ... Part of offensive line unit that allowed only 19 sacks--third fewest in the league--against 415 pass attempts--second-most in the league ... Made first career start at LSU in 2005 at the left tackle position.

LAST SEASON VS. FLORIDA: Started at right tackle.




2007 - Games/Starts: 2/2 ... Team leader, second in SEC and 13th nationally with 221 receiving yards (11 catches) after consecutive 100+ games to start season ... Teamed with Austin Rogers to become first Vols duo to each eclipse 100 receiving yards in game since 1997 SEC Championship Game ... Topped previous career total of 101 receiving yards with 103 in debut start at Cal ... Finished with six catches ... Both receptions and yards were career-highs ... Caught five passes for a career-high 118 yards against Southern Mississippi.

CAREER - Games/Starts: 24/2 ... 25 catches for 322 yards ... 26 KO returns for 546 yards ... Caught at least one pass in 11 different games in 2006 ... Caught career-high four passes against Memphis ... Threw a 48-yard TD pass to LaMarcus Coker in second quarter against Florida ... Caught a career-long 45-yard pass against Air Force.

CAREER HIGHS: Receptions-6 at CAL 2007; Yards-118 vs. SM 2007; Long-45 vs. AF 2006; TD-0.

LAST SEASON VS. FLORIDA: Threw first TD pass of career in second quarter, hitting LaMarcus Coker with 48-yard toss after taking end-around handoff ... Returned two kickoffs for 36 yards.

GAME 1 - CALIFORNIA



Sept. 1, 2007

TENNESSEE 31
CALIFORNIA 45

BERKELEY, Calif. - Erik Ainge connected on 32 of 47 passing attempts for 271 yards and three touchdowns, but it wasn't enough to outscore a balanced California attack as the Golden Bears dropped Tennessee 45-31 in front of 72,516 fans at Berkeley's Memorial Stadium.

Justin Forsett scampered 13 yards to paydirt with 9:10 remaining to give Cal its two-touchdown margin of victory and halt any chance of a Tennessee comeback in the final quarter.

"Cal's a very fine football team," UT head coach Philip Fulmer said. "We did not tackle well. Their front did a good job moving us more than we would have liked, so you have to give them credit."

Forsett produced 156 yards and a touchdown on the ground and quarterback Nate Longshore completed 19 of 28 passes for 241 yards and two touchdowns while adding another one on the ground to pace a Cal offense that netted 471 yards of total offense on the night.

The Golden Bears opened up a 17-point lead with a five-play, 63-yard scoring drive to start the second half. Longshore hit Lavelle Hawkins for a three-yard score to cap the drive.

Robert Jordan caught a Longshore pass from four yards out late in the first half to put the Golden Bears up seven. After forcing Tennessee to punt, Cal marched 60 yards in 52 seconds before Jordan Kay converted a 27-yard field goal with 12 seconds remaining in the half to make the score 31-21.

Tennessee surrendered two non-offensive touchdowns in the first half, but answered for both of them. With 12:23 remaining in the half, DeSean Jackson returned a punt 77 yards for a touchdown to give Cal a 21-14 lead. Two possessions later, Ainge hit Chris Brown for a two-yard score to tie the game.

On the game's opening possession, Ainge was nailed from his blind side, forcing a fumble that was recovered by Worrell Williams and returned 44 yards for the game's first score. UT answered on its next possession, going 70 yards in seven plays and scoring on a 12-yard pass from Ainge to Arian Foster.

Each team scored again in the quarter, Cal on a Longshore 2-yard sneak, and Tennessee on a Montario Hardesty 1-yard run.

Foster led the Vols' rushing attack, netting 89 yards on 13 carries and adding a 68-yard kickoff return to set up Hardesty's touchdown.

Tennessee's Lucas Taylor led all receivers with six catches and 103 yards. Brown caught seven passes for 54 yards and two scores.

Daniel Lincoln converted on his first collegiate field goal attempt, a 41-yard try in the fourth quarter. Cornerback Eric Berry became only the third true freshman in the Fulmer era to start a season opener. He posted seven tackles.

SCORE BY QUARTERS

TENNESSEE	14	7	7	3	--	31
CALIFORNIA	14	17	7	7	--	45

SCORING SUMMARY

- 1st** - CAL - Williams 44 fumble recovery (Kay kick).
UT - A. Foster 12 pass from Ainge (Lincoln kick).
CAL - Longshore 2 run (Kay kick).
UT - Hardesty 1 run (Lincoln kick).
- 2nd** - CAL - Jackson 77 punt return (Kay kick).
UT - C. Brown 2 pass from Ainge (Lincoln kick).
CAL - Jordan pass from Longshore (Kay kick).
CAL - Kay 27 field goal
- 3rd** - CAL - Hawkins 3 pass from Longshore (Kay kick).
UT - C. Brown 5 pass from Ainge (Lincoln kick).
- 4th** - UT - Lincoln 41 field goal
CAL - Forsett 13 run (Kay kick).

TEAM STATS	UT		UC	
First Downs	20		23	
Rushes-Yards	27-111		37-230	
Passing Yards	271		241	
Passes (C-A-I)	32-47-0		19-28-0	
Total Offensive Plays	74		65	
Total Offense	382		471	
Fumbles-Lost	2-1		2-1	
Penalties-Yards	3-25		7-52	
Punts-Average	6-40.8		5-43.6	
Time of Possession	30:14		29:46	
Third-Down Conversions	6 of 14		6 of 13	
Fourth-Down Conversions	0 of 1		0 of 0	
Sacks By-Yards	0-0		1-8	


TENNESSEE

RUSHING	Att	Gain	Lost	Net	TD	Lg
A. Foster	13	90	1	89	0	42
Hardesty	9	27	0	27	1	7
PASSING	Att	Comp	Int	Yds	TD	Lg
Ainge	47	32	0	271	3	43
RECEIVING	No	Yds	TD	Lg		
Taylor	6	103	0	43		
C. Brown	7	54	2	27		

CALIFORNIA

RUSHING	Att	Gain	Lost	Net	TD	Lg
Forsett	26	163	7	156	1	20
Best	4	46	0	46	0	34
PASSING	Att	Comp	Int	Yds	TD	Lg
Longshore	28	19	0	241	2	49
RECEIVING	No	Yds	TD	Lg		
Hawkins	7	90	1	25		
Jackson	4	45	0	17		

GAME 2 - SOUTHERN MISS



Sept. 8, 2007

SOUTHERN MISS 19
TENNESSEE 39

KNOXVILLE - Erik Ainge produced 276 yards and two touchdowns through the air and Arian Foster added 125 yards and two touchdowns on the ground as Tennessee rallied to beat Southern Miss 39-19 at Neyland Stadium.

Ainge threw for 205 yards and both of his touchdowns in a first half that featured a combined 493 yards of total offense from the two teams. Foster took over in the second half, rushing for 94 yards and two scores to distance the Vols from the Golden Eagles.

"It was great to see Foster get 100-plus yards," Tennessee head coach Philip Fulmer said. "We had two receivers get 100 yards; that's fun. Erik Ainge is a heck of a football player. He understands, he sees and he throws. It was a good effort by him."

Tennessee had two receivers over the 100-yard mark in a single contest for the first time since the 1997 SEC Championship game. Austin Rogers caught seven passes 112 yards and a touchdown, while Lucas Taylor caught five passes for 118 yards. Josh Briscoe snagged the other touchdown pass, though he only caught three passes for 11 yards.

"I have to credit Austin, Lucas and Josh," Ainge said. "They are all playing well. The potential has always been there, so we aren't shocked that they're where they're supposed to be every time."

After Ainge's 26-yard strike to Rogers gave the Vols an early 7-3 lead, Southern Miss' Jeremy Young hit Chris Johnson behind Tennessee's coverage for a 69-yard score and a 10-7 lead. Britt Barefoot and Daniel Lincoln each converted a field goal attempt for his team to make the score 13-10 after one quarter.

Southern Miss' Justin Estes kicked another field goal to make the margin six before Tennessee rallied to score 17 unanswered points, the last of which came on a 9-yard run from Foster.

Estes kicked a 24-yard field goal to pull Southern Miss within eight, but Tennessee answered with a nine-play, 45-yard drive and a one-yard Arian Foster touchdown run. Lincoln added his third field goal, and Nevin McKenzie forced a fumble that led to a safety to put the victory on ice for the Vols.

Taylor and Rogers set career highs for receiving yards in a game. Both players have more receiving yards through two games this season than they did in all of 2006.

Rico McCoy led the Tennessee defensive effort with nine tackles and an interception. The Vols surrendered only 90 yards rushing, the fewest allowed by the unit since the Alabama game in 2006.

SCORE BY QUARTERS

SO. MISS	13	3	0	3	--	19
TENNESSEE	10	7	10	12	--	39

SCORING SUMMARY

- 1st** - USM - Estes 30 field goal.
UT - Rogers 26 pass from Ainge (Lincoln kick).
USM - Johnson 69 pass from Young (Estes kick).
USM - Barefoot 51 field goal.
UT - Lincoln 38 field goal.
- 2nd** - USM - Estes 40 field goal.
UT - Briscoe 5 pass from Ainge (Lincoln kick).
- 3rd** - UT - Lincoln 36 field goal.
UT - A. Foster 9 run (Lincoln kick).
- 4th** - USM - Estes 24 field goal.
UT - A. Foster 1 run (Lincoln kick).
UT - Lincoln 47 field goal.
UT - Team safety.

TEAM STATS	USM		UT	
First Downs	17		22	
Rushes-Yards	32-90		39-193	
Passing Yards	264		276	
Passes (C-A-I)	21-41-1		23-36-0	
Total Offensive Plays	73		75	
Total Offense	354		469	
Fumbles-Lost	4-2		3-2	
Penalties-Yards	5-35		6-55	
Punts-Average	2-48.5		3-40.7	
Time of Possession	27:17		32:43	
Third-Down Conversions	3 of 16		8 of 16	
Fourth-Down Conversions	1 of 3		1 of 2	
Sacks By-Yards	1-7		2-13	

TENNESSEE

RUSHING	Att	Gain	Lost	Net	TD	Lg
A. Foster	23	125	0	125	2	21
Creer	6	58	5	53	0	38
PASSING	Att	Comp	Int	Yds	TD	Lg
Ainge	36	23	0	276	2	35
RECEIVING	No	Yds	TD	Lg		
Rogers	7	112	1	26		
Taylor	5	118	0	35		

SOUTHERN MISS

RUSHING	Att	Gain	Lost	Net	TD	Lg
Young	9	53	7	48	0	31
Fletcher	11	37	0	37	0	9
PASSING	Att	Comp	Int	Yds	TD	Lg
Young	36	19	1	254	1	69
RECEIVING	No	Yds	TD	Lg		
Johnson	8	127	1	69		
Nelson	4	52	0	30		

2007 SCOREBOARD (1-1, 0-0 SEC)

Date	UT rank	Opponent (rank) (TV)	Site	Time/Result	Attend.	Quick Facts
Sept. 1	15/15	at California (12/12) (ABC)	Berkeley	L 31-45	72,516	Cal produces 471 total yards, 15 plays of at least 20 yards and pulls away in fourth
Sept. 8	23/24	Southern Miss (PPV)	Knoxville	W 39-19	106,311	Vols finish off Golden Eagles with strong second half; three Vols post 100-yard games
Sept. 15	22/24	*at Florida (5/3) (CBS)	Gainesville	3:30 p.m. ET		
Sept. 22		Arkansas State (PPV)	Knoxville	7 p.m. ET		
Oct. 6		*Georgia	Knoxville			
Oct. 13		*at Mississippi State	Starkville			
Oct. 20		*at Alabama	Tuscaloosa			
Oct. 27		*South Carolina	Knoxville			
Nov. 3		Louisiana-Lafayette HC (PPV)	Knoxville	4 p.m. ET		
Nov. 10		*Arkansas	Knoxville			
Nov. 17		*Vanderbilt	Knoxville			
Nov. 25		*at Kentucky	Lexington			
Dec. 1		SEC Championship (CBS)	Atlanta	4 p.m. ET		

Rankings listed (AP/USA Today) HC-Homecoming *Southeastern Conference game

TEAM STATISTICS

	UT	OPP
SCORING	70	64
Points Per Game	35.0	32.0
FIRST DOWNS	42	40
Rushing	15	18
Passing	24	20
Penalty	3	2
RUSHING YARDAGE	304	320
Yards gained rushing	335	365
Yards lost rushing	31	45
Rushing Attempts	66	69
Average Per Rush	4.6	4.6
Average Per Game	152.0	160.0
TDs Rushing	3	2
PASSING YARDAGE	547	505
Comp-Att-Int	55-83-0	40-69-1
Average Per Pass	6.6	7.3
Average Per Catch	9.9	12.6
Average Per Game	273.5	252.5
TDs Passing	5	3
TOTAL OFFENSE	851	825
Total Plays	149	138
Average Per Play	5.7	6.0
Average Per Game	425.5	412.5
KICK RETURNS: #-YARDS	13-304	14-326
Average Per Return	23.4	23.3
PUNT RETURNS: #-YARDS	3-40	1-77
Average Per Return	13.3	77.0
INT RETURNS: #-YARDS	1-0	0-0
Average Per Return	0.0	0.0
FUMBLES-LOST	5-3	6-3
PENALTIES-YARDS	9-80	12-87
Average Per Game	40.0	43.5
PUNTS-YARDS	9-367	7-315
Average Per Punt	40.8	45.0
Net punt average	32.2	36.4
TIME OF POSSESSION/GAME	31:29	28:31
3RD-DOWN CONVERSIONS	14/30	9/29
3rd-Down Pct	47%	31%
4TH-DOWN CONVERSIONS	1/3	1/3
4th-Down Pct	33%	33%
SACKS BY-YARDS	2/13	2/15
MISC YARDS	0	0
TOUCHDOWNS SCORED	10	7
FIELD GOALS-ATTEMPTS	4-4	5-6
PAT-ATTEMPTS	8-8	7-7
ATTENDANCE	106,311	72,516
Games/Avg Per Game	1/106,311	1/72,516
Neutral Site Games	-	-

SCORE BY QUARTERS

	1st	2nd	3rd	4th	OT	Total
Tennessee	24	14	17	15	-	70
Opponents	27	20	7	10	-	64

OFFENSIVE STATISTICS

#	RUSHING	GP	Att	Gain	Loss	Net	Avg	TD	Long	Avg/G	
27	Arian Foster	2	36	215	1	214	5.9	2	42	107.0	
3	Lennon Creer	2	6	58	5	53	8.8	0	38	26.5	
2	Montario Hardesty	2	11	38	0	38	3.5	1	9	19.0	
22	LaMarcus Coker	1	4	11	0	11	2.8	0	4	11.0	
1	Kenny O'Neal	2	1	2	0	2	2.0	0	2	1.0	
12	Lucas Taylor	2	1	1	0	1	1.0	0	1	0.5	
	TEAM	2	1	0	1	-1	-1.0	0	0	-0.5	
10	Erik Ainge	2	4	10	16	-6	-1.5	0	10	-3.0	
8	J. Crompton	1	2	0	8	-8	-4.0	0	0	-8.0	
	Totals	2	66	335	31	304	4.6	3	42	152.0	
	Opponents	2	69	365	45	320	4.6	2	34	160.0	
#	PASSING	GP	Effic	Cmp-Att-Int	Pct	Yds	TD	Lng	Avg/G		
10	Erik Ainge	2	141.50	55-83-0	66.3	547	5	43	273.5		
8	Jonathan Crompton	1	0.00	0-0-0	0.0	0	0	0	0.0		
	Totals	2	141.50	55-83-0	66.3	547	5	43	273.5		
	Opponents	2	130.90	40-69-1	58.0	505	3	69	252.5		
#	RECEIVING	GP	No.	Yds	Avg	TD	Long	Avg/G			
21	Austin Rogers	2	13	150	11.5	1	26	75.0			
12	Lucas Taylor	2	11	221	20.1	0	43	110.5			
81	Josh Briscoe	2	9	50	5.6	1	22	25.0			
28	Chris Brown	2	8	71	8.9	2	27	35.5			
27	Arian Foster	2	6	15	2.5	1	15	7.5			
83	Denarius Moore	2	2	11	5.5	0	9	5.5			
2	M. Hardesty	2	2	4	2.0	0	7	2.0			
22	LaMarcus Coker	1	1	10	10.0	0	10	10.0			
3	Lennon Creer	2	1	7	7.0	0	7	3.5			
87	Quintin Hancock	2	1	4	4.0	0	4	2.0			
80	Jeff Cottam	2	1	4	4.0	0	4	2.0			
	Totals	2	55	547	9.9	5	43	273.5			
	Opponents	2	40	505	12.6	3	69	252.5			
#	PUNT RETURNS	No.	Yds	Avg	TD	Long					
33	Jonathan Hefney	2	34	17.0	0	18					
21	Austin Rogers	1	6	6.0	0	6					
	Totals	3	40	13.3	0	18					
	Opponents	1	77	77.0	1	77					
#	KICK RETURNS	No.	Yds	Avg	TD	Long					
83	Denarius Moore	4	87	21.8	0	31					
27	Arian Foster	3	117	39.0	0	68					
3	Lennon Creer	2	54	27.0	0	29					
94	Wes Brown	1	9	9.0	0	9					
46	Andre Mathis	1	15	15.0	0	15					
33	Jonathan Hefney	1	15	15.0	0	15					
56	Nick Reveiz	1	7	7.0	0	7					
	Totals	13	304	23.4	0	68					
	Opponents	14	326	23.3	0	42					
#	FUMBLE RETURNS	No.	Yds	Avg	TD	Long					
	Totals	0	0	0.0	0	0					
	Opponents	1	44	44.0	1	44					
#	FGs	FGM-FGA	Pct	1-19	20-29	30-39	40-49	50+	Lg	Blk	
26	Daniel Lincoln	4-4	100.0	0-0	0-0	2-2	2-2	0-0	47	0	
	FG SEQ: (41)										
	Numbers in (parentheses) indicate FG was made.										
#	INTERCEPTIONS	No.	Yds	Avg	TD	Long					
5	Rico McCoy	1	0	0.0	0	0					
	Totals	1	0	0.0	0	0					
	Opponents	0	0	0.0	0	0					

2007 STATISTICS

#	PUNTING	No.	Yds	Avg	Long	TB	FC	I20	Blkd
47	Britton Colquitt	6	245	40.8	55	0	0	2	0
95	Chad Cunningham	3	122	40.7	46	0	3	1	0
Totals		9	367	40.8	55	0	3	3	0
Opponents		7	315	45.0	56	1	1	0	0

#	TOTAL OFFENSE	GP	Plays	Rush	Pass	Total	Avg/G
10	Erik Ainge	2	87	-6	547	541	270.5
27	Arian Foster	2	36	214	0	214	107.0
3	Lennon Creer	2	6	53	0	53	26.5
2	Montario Hardesty	2	11	38	0	38	19.0
22	LaMarcus Coker	1	4	11	0	11	11.0
1	Kenny O'Neal	2	1	2	0	2	1.0
12	Lucas Taylor	2	1	1	0	1	0.5
	TEAM	2	1	-1	0	-1	-0.5
8	Jonathan Crompton	1	2	-8	0	-8	-8.0
Totals		2	149	304	547	851	425.5
Opponents		2	138	320	505	825	412.5

#	SCORING	TD	FGs	Kick	PAT Rush	PAT Rcv	Pass	DXP	Saf	Pts
26	Daniel Lincoln	0	4-4	8-8	0-0	0	0-0	0	0	20
27	Arian Foster	3	0-0	0-0	0-0	0	0-0	0	0	18
28	Chris Brown	2	0-0	0-0	0-0	0	0-0	0	0	12
21	Austin Rogers	1	0-0	0-0	0-0	0	0-0	0	0	6
2	Montario Hardesty	1	0-0	0-0	0-0	0	0-0	0	0	6
81	Josh Briscoe	1	0-0	0-0	0-0	0	0-0	0	0	6
	TEAM	0	0-0	0-0	0-0	0	0-0	0	1	2
Totals		8	4-4	8-8	0-0	0	0-0	0	1	70
Opponents		7	5-6	7-7	0-0	0	0-0	0	0	64

#	ALL PURPOSE	GP	Rush	Rec	PR	KR	IR	Tot	Avg/G
27	Arian Foster	2	214	15	0	117	0	346	173.0
12	Lucas Taylor	2	1	221	0	0	0	222	111.0
21	Austin Rogers	2	0	150	6	0	0	156	78.0
3	Lennon Creer	2	53	7	0	54	0	114	57.0
83	Denarius Moore	2	0	11	0	87	0	98	49.0
28	Chris Brown	2	0	71	0	0	0	71	35.5
81	Josh Briscoe	2	0	50	0	0	0	50	25.0
33	Jonathan Hefney	2	0	0	34	15	0	49	24.5
2	Montario Hardesty	2	38	4	0	0	0	42	21.0
22	LaMarcus Coker	1	11	10	0	0	0	21	21.0
46	Andre Mathis	2	0	0	0	15	0	15	7.5
94	Wes Brown	2	0	0	0	9	0	9	4.5
56	Nick Reveiz	2	0	0	0	7	0	7	3.5
80	Jeff Cottam	2	0	4	0	0	0	4	2.0
87	Quintin Hancock	2	0	4	0	0	0	4	2.0
1	Kenny O'Neal	2	2	0	0	0	0	2	1.0
	TEAM	2	-1	0	0	0	0	-1	-0.5
10	Erik Ainge	2	-6	0	0	0	0	-6	-3.0
8	Jonathan Crompton	1	-8	0	0	0	0	-8	-8.0
Totals		2	304	547	40	304	0	1195	597.5
Opponents		2	320	505	77	326	0	1228	614.0

DEFENSIVE STATISTICS

#	Player	GP	T	AT	TT	TFL	Sack	Int-Yds	PD	QBH	FR-Yds	FF	Blk	Saf
5	Rico McCoy	2	8	6	14	.	.	1-0	2
7	Jerod Mayo	2	12	2	14	2.0-4	.	.	2	.	1	.	.	.
14	Eric Berry	2	7	5	12
33	Jonathan Hefney	2	6	5	11
19	Jarod Parrish	2	7	3	10	1.0-2	1-0	.	.	.
89	Antonio Reynolds	2	7	1	8	1.0-1
37	Antonio Gaines	2	4	3	7
55	Dan Williams	2	4	3	7	0.5-1
91	Robert Ayers	2	5	1	6	3.5-14	1.0-4	.	1	2
39	Ryan Karl	2	4	2	6	.	.	.	1
31	Marsalous Johnson	2	4	2	6	.	.	.	2
93	Xavier Mitchell	2	2	3	5	.	.	.	2
23	Ricardo Kemp	2	5	.	5	1	.	.	.
95	Walter Fisher	2	3	2	5	.	.	.	1	1
98	Demonté Bolden	2	4	.	4	1.0-1	.	.	1	.	1-0	.	.	.
38	Antonio Wardlow	2	1	2	3
20	Nevin McKenzie	2	3	.	3	1.0-9	1.0-9	1	.
34	Dorian Davis	2	2	1	3	1	.
6	Ja'Kouri Williams	2	3	.	3
99	J.T. Mapu	2	2	1	3
94	Wes Brown	2	1	1	2	.	.	.	1
42	LaMarcus Thompson	2	.	2	2
97	Chase Nelson	1	2	.	2
48	Adam Myers-White	2	1	.	1
35	Ellix Wilson	2	1	.	1
56	Nick Reveiz	2	1	.	1	1-0	.	.	.
26	Daniel Lincoln	2	.	1	1
9A	Chad Cunningham	2	.	1	1
24	DeAngelo Willingham	2	1	.	1
	TM TEAM	2	1
Totals		2	100	47	147	10-32	2-13	1-0	8	8	3-0	4	4	1
Opponents		2	102	71	173	12.0-54	2-15	.	6	5	3-44	4	4	1

Defensive Big Play Leaders: Ayers (5.5), Mayo (3), Bolden (3), McKenzie (3), M. Johnson (2)

SPECIAL TEAMS TACKLES

#	PLAYER	T	AT	TT	#	PLAYER	T	AT	TT
38	Antonio Wardlow	1	2	3	14	Eric Berry	0	1	1
6	Ja'Kouri Williams	2	1	3	95	Chad Cunningham	0	1	1
23	Ricardo Kemp	2	0	2	26	Daniel Lincoln	0	1	1
20	Nevin McKenzie	1	1	2	48	Adam Myers-White	0	1	1
42	LaMarcus Thompson	0	2	2					
34	Dorian Davis	1	0	1					
56	Nick Reveiz	1	0	1					

MISCELLANEOUS STATISTICS

ORANGE ZONE*	Poss.	TD	FG	TO	MFG	Downs	Time	TD%	Score%
Tennessee	9	7	1	0	0	1	0	77.8	88.9
Opponents	2	4	3	1	0	0	0	50.0	87.5

*Commonly referred to as "the red zone," the Orange Zone denotes UT's possessions inside the 20-yd. line (includes OT)

#	KICKOFFS	No.	TB	RET	OB	FC	POINTS OFF	TURNOVERS
95	Chad Cunningham	9	0	9	0	0	Takeaways	Pts. Off
26	Daniel Lincoln	5	0	5	0	0	UT 4	10
Totals		14	0	14	0	0	OPP 3	7

SEC/NCAA TEAM STAT RANKINGS

Category	Stat	SEC	NCAA
Scoring	35.0	6	32
Total Offense	425.5	6	36
Rushing Offense	152.0	7	58
Passing Offense	273.5	2	25
Passing Efficiency	141.54	4	31
1st Downs	42	7	N/A
3rd-Down Conversions	46.7%	5	35
Scoring Defense	32.0	12	93
Total Defense	412.5	11	85
Rushing Defense	160.0	7	72
Passing Defense	252.5	11	89
Passing Efficiency Defense	130.93	10	74
Net Punting	32.22	9	88
Punt Returns	13.33	5	33
Kickoff Returns	23.38	5	40
Penalty Yards	40.0	3	T-23
Sacks by	1.5	T-10	T-56
Turnover Margin	0.5	5	33

N/A--Not an NCAA Stat

SEC/NCAA INDIVIDUAL STAT RANKINGS

Category	Name	Stat	SEC	NCAA
Rushing-Game	Arian Foster	107.0	6	T-34
Receiving-Yards Game	Lucas Taylor	110.5	2	T-13
	Austin Rogers	75.0	6	66
Receptions-Game	Austin Rogers	6.5	T-3	T-32
Total Offense	Erik Ainge	270.5	2	31
Passing-Yards Game	Erik Ainge	273.5	1	19
Passing Efficiency	Erik Ainge	141.5	4	32
Kickoff Returns-Avg.	Arian Foster	39.0		4
All-Purpose	Arian Foster	173.0	T-4	T-20
Scoring	Daniel Lincoln	10.0	T-8	T-42
Tackles-Game	Rico McCoy	7.0	T-11	
	Jerod Mayo	7.0	T-11	
TFLs-Game	Robert Ayers	1.75	T-4	T-32

TEAM TOTALS

	Score	1st Downs	Rushing (No-Yds-TD)	Passing (C-A-I-Yds-TD)	Total Offense (Ply-Yds-TD)	Punts No-Avg	Fumbles No-Lost	Penalties No-Yds	KO Ret. No-Yds	Punt Ret. No-Yds	Int. Ret. No-Yds	3rd-Dn Convs.	Time of Poss.
Tennessee	31	20	27-111-1	32-47-0-271-3	74-382-4	6-40.8	2-1	3-25	7-179	1-6	0-0	6-14	30:14
California	45	23	37-230-2	19-28-0-247-2	65-471-4	5-43.6	2-1	7-52	6-144	1-77	0-0	6-13	29:46
Southern Miss	19	17	32-90-0	21-41-1-264-1	73-354-1	2-48.5	4-2	5-35	8-182	0-0	0-0	3-16	27:17
Tennessee	39	22	39-193-2	23-36-0-276-2	75-469-4	3-40.7	3-2	6-55	6-125	2-34	1-0	8-16	32:43
Tennessee													
Florida													
Arkansas State													
Tennessee													
Georgia													
Tennessee													
Tennessee													
Mississippi St.													
Tennessee													
Alabama													
South Carolina													
Tennessee													
La.-Lafayette													
Tennessee													
Arkansas													
Tennessee													
Vanderbilt													
Tennessee													
Tennessee													
Kentucky													

GAME-BY-GAME STARTERS

OFFENSE	TE	LT	LG	C	RG	RT	WR	WR	TE	QB	TB	PK
at California	J. Cottam	Young	Parker	McNeil	Scott	R. Foster	Taylor	Rogers	Brown	Ainge	A. Foster	Lincoln
SOUTHERN MISS	J. Cottam	Young	Parker	McNeil	Scott	R. Foster	Taylor	Rogers	Brown	Ainge	A. Foster	Lincoln
at Florida												
ARKANSAS STATE												
GEORGIA												
at Mississippi State												
at Alabama												
SOUTH CAROLINA												
LOUISIANA-LAFAYETTE												
ARKANSAS												
VANDERBILT												
at KENTUCKY												
SEC Championship												
DEFENSE	LE	LT	RT	RE	SLB	MLB	WLB	LCB	RCB	SS	FS	P
at California	Mitchell	Bolden	Berry (DB)	Reynolds	Karl	Mayo	McCoy	Gaines	Johnson	Parrish	Hefney	Colquitt
SOUTHERN MISS	Mitchell	Bolden	D. Williams	Reynolds	Karl	Mayo	McCoy	Gaines	Johnson	Berry	Hefney	Cunningham
at Florida												
ARKANSAS STATE												
GEORGIA												
at Mississippi State												
at Alabama												
SOUTH CAROLINA												
LOUISIANA-LAFAYETTE												
ARKANSAS												
VANDERBILT												
at KENTUCKY												
SEC Championship												

STARTING EXPERIENCE

Defense	'04	'05	'06	'07	Tot	Strk	Offense	'04	'05	'06	'07	Tot	Strk	Special Teams	'04	'05	'06	'07	Tot	Strk
Robert Ayers, DE	.	.	2	.	2	-	Erik Ainge, QB	6	5	12	2	25	5	Britton Colquitt, P	.	11	12	1	24	-
Eric Berry, DB	.	.	.	2	2	2	Chris Brown, TE	3	10	12	2	27	13	Chad Cunningham, P	.	.	.	1	1	1
Demonte Bolden, DT	.	.	.	2	2	2	LaMarcus Coker, TB	.	.	4	.	4	-	Daniel Lincoln, PK	.	.	.	2	2	2
Antonio Gaines, DB	.	.	.	2	2	2	Brad Cottam, TE	.	.	6	.	6	-	Totals	.	11	12	4	27	
Jonathan Hefney, DB	12	11	13	2	38	38	Jeff Cottam, TE	.	.	.	2	2	2							
Marsalous Johnson, DB	.	.	.	2	2	2	Jonathan Crompton, QB	.	.	1	.	1	-							
Ryan Karl, LB	.	.	13	2	15	15	Arian Foster, TB	.	5	4	2	11	2							
*J.T. Mapu, DT	11	-	Ramon Foster, OG	.	2	.	.	2	4							
Jerod Mayo, LB	.	1	11	2	14	2	Michael Frogg, C	.	.	4	.	4	-							
Rico McCoy, LB	.	.	2	2	4	4	Montario Hardesty, TB	.	.	5	.	5	-							
Xavier Mitchell, DE	.	.	11	2	13	13	David Holbert, TE	.	1	.	.	1	-							
Jarod Parrish, DB	1	.	.	1	1	-	Jacques McClendon, OG	.	.	1	.	1	-							
Antonio Reynolds, DE	.	.	11	2	13	3	Josh McNeil, C	.	.	9	2	11	11							
Antonio Wardlow, DB	.	.	1	.	1	-	Anthony Parker, OG	.	1	12	2	15	2							
Dan Williams, DT	.	.	.	1	1	1	Austin Rogers, WR	.	.	1	2	3	2							
Totals	13	12	64	22	122		Chris Scott, OT	.	.	.	2	2	2							
							Lucas Taylor, WR	.	.	.	2	2	2							
							Eric Young, OT	.	2	13	2	17	15							
							Totals	9	26	84	22	141								

* J.T. Mapu started 11 games in 2003

2007 STATISTICS

RUSHING

(Att-Yds-TD)	Ainge	Coker	Creer	Crompton	A. Foster	Hardesty	O'Neal	Taylor
at California	3-(-5)-0	DNP	0-0-0	0-0-0	13-89-0	9-27-1	0-0-0	1-1-0
SOUTHERN MISS	1-(-1)-0	4-11-0	6-53-0	2-(-8)-0	23-125-2	2-11-0	1-2-0	
at Florida								
ARKANSAS STATE								
GEORGIA								
at Mississippi State								
at Alabama								
SOUTH CAROLINA								
LA.-LAFAYETTE								
ARKANSAS								
VANDERBILT								
at KENTUCKY								
SEC Championship								
Totals	4-(-6)-0	4-11-0	6-53-0	2-(-8)-0	36-214-2	11-38-1	1-2-0	1-1-0

RECEIVING

(No-Yds-TD)	Briscoe	C. Brown	Coker	Creer	B. Cottam	J.Cottam	A. Foster	Hancock	Hardesty	Moore	Rogers	Taylor
at California	6-39-0	7-54-2	DNP	0-0-0	INJ	0-0-0	3-20-1	1-4-0	2-4-0	1-9-0	6-38-0	6-103-0
SOUTHERN MISS	3-11-1	1-17-0	1-10-0	1-7-0	INJ	1-4-0	3-(-5)-0	0-0-0	0-0-0	1-2-0	7-112-1	5-118-0
at Florida												
ARKANSAS STATE												
GEORGIA												
at Mississippi State												
at Alabama												
SOUTH CAROLINA												
LA.-LAFAYETTE												
ARKANSAS												
VANDERBILT												
at KENTUCKY												
SEC Championship												
Totals	9-50-1	8-71-2	1-10-0	1-7-0	0-0-0	1-4-0	6-15-1	1-4-0	2-4-0	2-11-0	13-150-1	11-221-0

PASSING

(C-A-I-Yds-TD)	Ainge	Crompton
at California	32-47-0-271-3	0-0-0-0-0
SOUTHERN MISS	23-36-0-276-2	0-0-0-0-0
at Florida		
ARKANSAS STATE		
GEORGIA		
at Mississippi State		
at Alabama		
SOUTH CAROLINA		
LA.-LAFAYETTE		
ARKANSAS		
VANDERBILT		
at Kentucky		
SEC Championship		
Totals	55-83-0-547-5	0-0-0-0-0

PUNTING

(No-Yds-Avg)	Colquitt	Cunningham
at California	6-245-40.8	0-0-0-0.0
SOUTHERN MISS	0-0-0-0.0	3-122-40.7
at Florida		
ARKANSAS STATE		
GEORGIA		
at Mississippi State		
at Alabama		
SOUTH CAROLINA		
LA.-LAFAYETTE		
ARKANSAS		
VANDERBILT		
at Kentucky		
SEC Championship		
Totals	6-245-40.8	3-122-40.7

FIELD GOALS

(Made)-Miss	Lincoln	Sequence
at California	1-1	(41)
SOUTHERN MISS	3-3	(38), (36), (47)
at Florida		
ARKANSAS STATE		
GEORGIA		
at Mississippi State		
at Alabama		
SOUTH CAROLINA		
LA.-LAFAYETTE		
ARKANSAS		
VANDERBILT		
at Kentucky		
SEC Championship		
Totals	4-4	

PUNT RETURNS

(No-Yds-Avg)	Hefney	Rogers
at California	0-0-0.0	1-6-6.0
SOUTHERN MISS	2-34-17.0	0-0-0.0
at Florida		
ARKANSAS STATE		
GEORGIA		
at Mississippi State		
at Alabama		
SOUTH CAROLINA		
LA.-LAFAYETTE		
ARKANSAS		
VANDERBILT		
at Kentucky		
SEC Championship		
Totals	2-34-17.0	1-6-6.0

KICKOFF RETURNS

(No-Yds-Avg)	Creer	A. Foster	Hefney	Moore
at California	0-0-0.0	3-117-39.0	0-0-0.0	1-31-31.0
SOUTHERN MISS	2-54-27.0	0-0-0.0	1-15-15.0	3-56-18.7
at Florida				
ARKANSAS STATE				
GEORGIA				
at Mississippi State				
at Alabama				
SOUTH CAROLINA				
LA.-LAFAYETTE				
ARKANSAS				
VANDERBILT				
at Kentucky				
SEC Championship				
Totals	2-54-27.0	3-117-39.0	1-15-15.0	4-87-21.8

Wes Brown had one kickoff return for nine yards at California

Andre Mathis had one kickoff return for 15 yards at California

Nick Reveiz had one kickoff return for seven yards at California

DEFENSIVE FRONT [T-AT-TT]

Game	Ayers	Bolden	W. Brown	Fisher	Mapu	Mitchell	Nelson	Reynolds D. Williams
at California	2-1-3	2-0-2	1-1-2	1-0-1	0-1-1	1-0-1	DNP	2-0-2 0-1-1
SOUTHERN MISS	3-0-3	2-0-2	0-0-0	2-2-4	2-0-2	1-3-4	2-0-2	5-1-6 4-2-6
at Florida								
ARKANSAS STATE								
GEORGIA								
at Mississippi State								
at Alabama								
SOUTH CAROLINA								
LA.-LAFAYETTE								
ARKANSAS								
VANDERBILT								
at Kentucky								
SEC Championship								
Totals	5-1-6	4-0-4	1-1-2	3-2-5	2-1-3	2-3-5	2-0-2	7-1-8 4-3-7

LINEBACKERS [T-AT-TT]

Game	Davis	Karl	Mathis	Mayo	McCoy	Myers-White	N. Reveiz	Thompson	Wilson
at California	1-1-2	1-2-3	0-0-0	9-1-10	2-3-5	0-0-0	0-0-0	0-0-0	1-0-1
SOUTHERN MISS	1-0-1	3-0-3	0-0-0	3-1-4	6-3-9	1-0-1	1-0-1	0-2-2	0-0-0
at Florida									
ARKANSAS STATE									
GEORGIA									
at Mississippi State									
at Alabama									
SOUTH CAROLINA									
LA.-LAFAYETTE									
ARKANSAS									
VANDERBILT									
at Kentucky									
SEC Championship									
Totals	2-1-3	4-2-6	0-0-0	12-2-14	8-6-14	1-0-1	1-0-1	0-2-2	1-0-1

SECONDARY [T-AT-TT]

Game	Berry	Cannon	Gaines	Hefney	M. Johnson	Kemp	McKenzie	Parrish	Wardlow	J. Williams	Willingham
at California	3-4-7	0-0-0	3-3-6	4-4-8	2-2-4	2-0-2	0-0-0	3-0-3	1-2-3	1-0-1	0-0-0
SOUTHERN MISS	4-1-5	0-0-0	1-0-1	2-1-3	2-0-2	3-0-3	3-0-3	4-3-7	0-0-0	2-0-2	1-0-1
at Florida											
ARKANSAS STATE											
GEORGIA											
at Mississippi State											
at Alabama											
SOUTH CAROLINA											
LA.-LAFAYETTE											
ARKANSAS											
VANDERBILT											
at Kentucky											
SEC Championship											
Totals	7-5-12	0-0-0	4-3-7	6-5-11	4-2-6	5-0-5	3-0-3	7-3-10	1-2-3	3-0-3	1-0-1

DEFENSIVE "BIG PLAYS" LEADERBOARD

TACKLES FOR LOSS (11):

Ayers (4) vs. Cal (2), SM (2)
 Mayo (2) vs. Cal (1), SM (1)
 Bolden (1) vs. Cal (1)
 McKenzie (1) vs. SM (1)
 Parrish (1) vs. Cal (1)
 Reynolds (1) vs. Cal (1)
 D. Williams (1) vs. Cal (1)

SACKS (2):

Ayers (1) vs SM (1)
 McKenzie (1) vs. SM (1)

FUMBLES RECOVERED (3):

Bolden (1) vs. Cal (1)
 Parrish (1) vs. SM (1)
 Reveiz (1) vs. SM (1)

FORCED FUMBLES (4):

Davis (1) vs. SM (1)
 Kemp (1) vs. SM (1)
 Mayo (1) vs. SM (1)
 McKenzie (1) vs. SM (1)

INTERCEPTIONS (1):

McCoy (1) vs. SM (1)

PASSES BROKEN UP (7):

M. Johnson (2) vs. SM (2)
 Ayers (1) vs. Cal (1)
 Bolden (1) vs. SM (1)
 Fisher (1) vs. SM (1)
 Karl (1) vs. Cal (1)
 McCoy (1) vs. SM (1)

QUARTERBACK HURRIES (7):

Ayers (2) vs. SM (2)
 Mayo (2) vs. Cal (1), SM (1)
 Mitchell (2) vs. SM (2)
 Fisher (1) vs. SM (1)

2007 STATISTICS

TENNESSEE TEAM

Points Scored _____	39	Southern Miss
Low _____	31	California
First Downs _____	20	California
Low _____	22	Southern Miss
Rushing Attempts _____	39	Southern Miss
Low _____	27	California
Rushing Yards _____	193	Southern Miss
Low _____	111	California
Rushing TDs _____	2	Southern Miss
Low _____	1	California
Passes Attempted _____	47	California
Low _____	36	Southern Miss
Passes Completed _____	32	California
Low _____	23	Southern Miss
Had Intercepted _____	0	California
Low _____	0	California
Passing Yards _____	276	Southern Miss
Low _____	271	California
Passing TDs _____	3	California
Low _____	2	Southern Miss
Total Offensive Plays _____	75	Southern Miss
Low _____	74	California
Total Offensive Yards _____	469	Southern Miss
Low _____	382	California
Fumbles _____	3	Southern Miss
Low _____	2	California
Fumbles Lost _____	2	Southern Miss
Low _____	1	California
Penalties _____	6	Southern Miss
Low _____	3	California
Penalty Yards _____	55	Southern Miss
Low _____	25	California
QB Sacks by _____	2	Southern Miss
Low _____	0	California

TENNESSEE INDIVIDUAL

Rushing Attempts _____	23	Arian Foster vs. Southern Miss
Net Rushing Yards _____	125	Arian Foster vs. Southern Miss
Rushing TDs _____	2	Arian Foster vs. Southern Miss
Pass Attempts _____	47	Erik Ainge at California
Pass Completions _____	32	Erik Ainge at California
Had Intercepted _____	0	
Pass Yards _____	276	Erik Ainge vs. Southern Miss
Pass TDs _____	3	Erik Ainge at California
Total Offense Plays _____	50	Erik Ainge at California
Total Offense Yards _____	275	Erik Ainge vs. Southern Miss
Receptions _____	7	Chris Brown at Cal; Austin Rogers vs. So. Miss
Receiving Yards _____	118	Lucas Taylor vs. Southern Miss
Receiving TDs _____	2	Chris Brown at California
Points Scored _____	13	Daniel Lincoln vs. Southern Miss
Touchdowns _____	2	Chris Brown at Cal; Arian Foster vs. So. Miss
Field Goals (Made) _____	3	Daniel Lincoln vs. Southern Miss
PATs (Made) _____	4	Daniel Lincoln at California and vs. Southern Miss
Punts _____	6	Britton Colquitt at California
Punt Average _____	40.8	Britton Colquitt at California
Punt Returns _____	2	Jonathan Hefney vs. Southern Miss
Punt Return Yards _____	34	Jonathan Hefney vs. Southern Miss
Kickoff Returns _____	3	Arian Foster at Cal; Denarius Moore vs. So. Miss
Kickoff Return Yards _____	117	Arian Foster at California
Total Tackles _____	10	Jerod Mayo at California
Primary Tackles _____	9	Jerod Mayo at California
TFLs _____	2	Robert Ayers at California and vs. Southern Miss
Sacks _____	1	Robert Ayers and Nevin McKenzie vs. So. Miss
Interceptions _____	1	Rico McCoy vs. Southern Miss
Interception Return Yds _____	0	

TENNESSEE INDIVIDUAL LONG PLAYS

Rushing _____	42	Arian Foster at California
Passing _____	43	Erik Ainge to Lucas Taylor at California
Field Goal _____	47	Daniel Lincoln vs. Southern Miss
Punt _____	55	Britton Colquitt at California
Punt Return _____	18	Jonathan Hefney vs. Southern Miss
Kickoff Return _____	68	Arian Foster at California
Interception Return _____	0	
Fumble Return _____	0	

OPPONENT TEAM

Points Scored _____	45	California
Low _____	19	Southern Miss
First Downs _____	23	California
Low _____	17	Southern Miss
Rushing Attempts _____	37	California
Low _____	32	Southern Miss
Rushing Yards _____	230	California
Low _____	90	Southern Miss
Rushing TDs _____	2	California
Low _____	0	Southern Miss
Passes Attempted _____	41	Southern Miss
Low _____	28	California
Passes Completed _____	21	Southern Miss
Low _____	19	California
Had Intercepted _____	1	Southern Miss
Low _____	0	California
Passing Yards _____	264	Southern Miss
Low _____	241	California
Passing TDs _____	2	California
Low _____	1	Southern Miss
Total Offensive Plays _____	73	Southern Miss
Low _____	65	California
Total Offensive Yards _____	471	California
Low _____	354	Southern Miss
Fumbles _____	4	Southern Miss
Low _____	2	California
Fumbles Lost _____	2	Southern Miss
Low _____	1	California
Penalties _____	7	California
Low _____	5	Southern Miss
Penalty Yards _____	52	California
Low _____	35	Southern Miss
QB Sacks by _____	1	California and Southern Miss
Low _____	1	California and Southern Miss

OPPONENT INDIVIDUAL

Rushing Attempts _____	26	Justin Forsett, California
Net Rushing Yards _____	156	Justin Forsett, California
Rushing TDs _____	1	Justin Forsett and Mate Longshore, California
Pass Attempts _____	36	Jeremy Young, California
Pass Completions _____	19	Nate Longshore, California; Jeremy Young, So. Miss
Had Intercepted _____	1	Jeremy Young, Southern Miss
Pass Yards _____	254	Jeremy Young, Southern Miss
Pass TDs _____	2	Nate Longshore, California
Total Offense Plays _____	45	Jeremy Young, Southern Miss
Total Offense Yards _____	302	Jeremy Young, Southern Miss
Receptions _____	8	Chris Johnson, Southern Miss
Receiving Yards _____	127	Chris Johnson, Southern Miss
Receiving TDs _____	1	By three
Points Scored _____	10	Justin Estes, Southern Miss
Touchdowns _____	1	By seven
Field Goals _____	3	Justin Estes, Southern Miss
PATs _____	6	Jordan Kay, California
Punts _____	5	Andrew Larson, California
Punt Average _____	48.5	Britt Barefoot, Southern Miss (two punts)
Punt Returns _____	1	DeSean Jackson, California
Punt Return Yards _____	77	DeSean Jackson, California (TD)
Kickoff Returns _____	6	Tory Harrison, Southern Miss
Kickoff Return Yards _____	156	Tory Harrison, Southern Miss
Total Tackles _____	15	Gerald McRath, Southern Miss
Primary Tackles _____	9	Eddie Hicks, Southern Miss
TFLs _____	2	By three
Sacks _____	1	By two
Interceptions _____	0	
Interception Return Yds _____	0	

OPPONENT INDIVIDUAL LONG PLAYS

Rushing _____	34	Jahvid Best, California
Passing _____	69	Jeremy Young to Chris Johnson, Southern Miss (TD)
Field Goal _____	51	Britt Barefoot, Southern Miss
Punt _____	56	Andrew Larson, California
Punt Return _____	77	DeSean Jackson, California (TD)
Kickoff Return _____	42	Tory Harrison, Southern Miss
Interception Return _____	0	
Fumble Return _____	44	Worrell Williams, California (TD)

LONG PLAYS (20 YARDS OR LONGER)

GAME	RUSH (3)	TENNESSEE (19) PASS (9)	RETURNS (7)
at California	Arian Foster--42	Erik Ainge to Lucas Taylor--43, 23 Erik Ainge to Chris Brown--27 Erik Ainge to Josh Briscoe--22	Arian Foster--68 KOR, 26 KOR, 23 KOR Denarius Moore--31 KOR
SOUTHERN MISS	Arian Foster--21 Lennon Creer--38	Erik Ainge to Lucas Taylor--35, 32, 27 Erik Ainge to Austin Rogers--26 TD, 24	Lennon Creer--29 KOR, 25 KOR Denarius Moore--24 KOR

GAME	RUSH (4)	OPPONENT (25) PASS (9)	RETURNS (12)
at California	Jahvid Best--34 DeSean Jackson--21 Justin Forsett--20	Nate Longshore to Justin Forsett--49 Nate Longshore to Lavelle Hawkins--25, 24, 21 Nate Longshore to Cameron Morrah--23	DeSean Jackson--77 PR TD Worrell Williams--44 FR TD Jahvid Best--30 KOR, 27 KOR Lavelle Hawkins--29 KOR, 24 KOR, 21 KOR
SOUTHERN MISS	Jeremy Young--31	Jeremy Young to Chris Johnson--69 TD Jeremy Young to Shawn Nelson--30 Jeremy Young to Damion Fletcher--22 Jeremy Young to Torris Magee--22	Tory Harrison--42 KOR, 27 KOR, 24 KOR, 23 KOR, 21 KOR

2007 STATISTICS

at CALIFORNIA

No.	Start	Plays	Yards	Time	End
1	T24	5	20	1:51	Fumble
2	T30	7	70	3:02	Touchdown
3	C24	5	24	2:19	Touchdown
4	T20	4	15	2:28	Punt
5	T33	3	7	0:56	Punt
6	T39	5	61	2:09	Touchdown
7	T34	5	22	2:43	Punt
8	T40	1	-1	0:12	End of Half
9*	T35	9	64	4:21	Downs
10	T27	11	73	3:08	Touchdown
11	T29	11	47	3:32	Field Goal
12	T24	3	7	1:41	Punt
13	T34	3	-3	0:53	Punt
14	T20	3	-7	0:59	Punt

vs. SOUTHERN MISS

No.	Start	Plays	Yards	Time	End
1	T30	7	70	2:41	Touchdown
2	T27	3	8	2:04	Punt
3	T29	10	50	3:10	Field Goal
4	T25	3	8	2:03	Punt
5	T31	8	33	2:47	Downs
6	T27	10	73	4:29	Touchdown
7*	T29	8	53	2:50	Field Goal
8	T45	5	55	1:22	Touchdown
9	T36	3	9	2:18	Punt
10	SM45	9	45	3:58	Touchdown
11	SM45	5	15	1:48	Field Goal
12	T36	3	21	1:10	Fumble
13	T48	4	21	1:27	Fumble

* - First drive of second half

AVG. STARTING FIELD POSITION

	Drives	Yd. Line	Avg.	IN20
Tennessee	27	938	34.7	0
Opponents	26	788	30.3	5

CAREER STATS (Ainge-Crompton)

10 ERIK ANGE

CAREER PASSING STATISTICS

YEAR	G	ATT- COMP	INT/ TD	PCT	PASS YDS	AVG. GAME	QB RATE	TOT OFF	AVG. GAME	HI PASS YARDS
2004	9	198-109	9/17	55.1	1,452	161.3	135.89	1,423	158.1	231-MISS
2005	8	145-66	7/5	45.5	737	92.1	89.94	673	84.1	221-UK
2006	12	348-233	9/19	67.0	2,989	249.1	151.95	2,887	240.6	333-AF
2007	2	83-55	0/5	66.3	547	273.5	141.50	541	270.5	276-SM
Totals	31	774-463	25/46	59.8	5,725	184.7	135.10	5,524	178.2	333-AF

CAREER RUSHING STATISTICS

YEAR	G	ATT	NET YARDS	AVG ATT.	AVG GAME	TD	LONG	HIGH YARDS
2004	9	16	-29	-1.8	-3.2	0	9-ND	3-AUB1
2005	8	24	-64	-2.7	-8.0	0	13-ND	-5-UF
2006	12	26	-102	-3.9	-8.5	1	5-SC	2-ALA
2007	2	4	-6	-1.5	-3.0	0	10-CAL	-1-SM
Totals	31	70	-201	-2.9	-6.5	1	13-ND	3-AUB1

91 ROBERT AYERS

CAREER DEFENSIVE STATISTICS

YEAR	G	UT	AT	TT	SACKS/ YDS	TFL/ YDS	FF	FR	PBU	INT/ YDS	HIGH TKLE
2005	9	3	2	5	1/6	1/6	0	0	0	0/0	4-MEM
2006	13	19	6	25	1/7	3/15	0	0	1	0/0	3-2x
2007	2	5	1	6	1/4	3.5/14	0	0	1	0/0	3-2x
Totals	24	27	9	36	3/17	7.5/35	0	0	2	0/0	4-MEM

14 ERIC BERRY

CAREER DEFENSIVE STATISTICS

YEAR	G	UT	AT	TT	SACKS/ YDS	TFL/ YDS	FF	FR	PBU	INT/ YDS	HIGH TKLE
2007	2	7	5	12	0/0	0/0	0	0	0	0/0	7-CAL

98 DEMONTE' BOLDEN

CAREER DEFENSIVE STATISTICS

YEAR	G	UT	AT	TT	SACKS/ YDS	TFL/ YDS	FF	FR	PBU	INT/ YDS	HIGH TKLE
2006	12	17	5	22	1/7	4/16	0	0	0	0/0	4-LSU
2007	2	4	0	4	0/0	1/1	0	1	1	0/0	2-2x
Totals	14	21	5	26	1/7	5/17	0	1	1	0/0	4-LSU

81 JOSH BRISCOE

CAREER RECEIVING STATISTICS

YEAR	G	REC	YARDS	AVG REC	AVG GAME	TD	LONG	HIGH YARDS
2005	10	4	80	20.0	8.0	1	39-MEM	39-MEM
2006	13	5	53	10.6	4.1	0	12-ALA	22-ALA
2007	2	9	50	5.6	25.0	1	22-CAL	39-CAL
Totals	25	18	183	10.2	7.3	2	39-MEM	39-2x

Briscoe has one career rush for 11 net yards (at Memphis in 2006).

28 CHRIS BROWN

CAREER RECEIVING STATISTICS

YEAR	G	REC	YARDS	AVG REC	AVG GAME	TD	LONG	HIGH YARDS
2004	12	6	74	12.3	6.2	1	20-SC	20-SC
2005	11	14	141	10.1	12.8	0	18-UA	25-2x
2006	13	31	239	7.7	18.4	1	53-PSU	66-PSU
2007	2	8	71	8.9	35.5	2	27-CAL	54-CAL
Totals	38	59	525	8.9	13.8	4	53-PSU	66-PSU

94 WES BROWN

CAREER DEFENSIVE STATISTICS

YEAR	G	UT	AT	TT	SACKS/ YDS	TFL/ YDS	FF	FR	PBU	INT/ YDS	HIGH TKLE
2006	13	11	6	17	0/0	2/4	0	0	0	0/0	3-ARK
2007	2	1	1	2	0/0	0/0	0	0	0	0/0	2-CAL
Totals	15	12	7	19	0/0	2/4	0	0	0	0/0	3-ARK

Brown has one career kickoff return for nine yards against California in 2007.

22 LaMARCUS COKER

CAREER RUSHING STATISTICS

YEAR	G	ATT	NET YARDS	AVG ATT.	AVG GAME	TD	LONG	HIGH YARDS
2006	11	108	696	6.4	63.3	5	89-MAR	146-MAR
2007	1	4	11	2.8	11.0	0	4-SM	11-SM
Totals	12	112	707	6.3	58.9	5	89-MAR	146-MAR

CAREER RECEIVING STATISTICS

YEAR	G	REC	YARDS	AVG REC	AVG GAME	TD	LONG	HIGH YARDS
2006	11	13	168	12.9	15.3	1	48-FLA	51-UK
2007	1	1	10	10.0	10.0	0	10-SM	10-SM
Totals	12	14	178	12.7	14.8	1	48-FLA	51-UK

CAREER KICKOFF RETURN STATISTICS

YEAR	G	NO	YARDS	AVG RET	AVG GAME	TD	LONG	HIGH YARDS
2006	11	9	180	20.0	16.4	0	40-UGA	93-UGA
2007	1	0	0	--	0.0	0	--	--
Totals	12	9	180	20.0	15.0	0	40-UGA	93-UGA

47 BRITTON COLQUITT

CAREER PUNTING STATISTICS

YEAR	G	PUNT	YARDS	AVG	TB	FC	I20	50+	BLK	LONG
2005	11	59	2,431	41.2	6	15	19	9	0	64-ND
2006	12	46	2,066	44.9	4	7	18	11	0	63-MAR
2007	1	6	245	40.8	0	0	2	2	0	55-CAL
Totals	24	111	4,742	42.7	10	22	39	22	0	64-ND

86 BRAD COTTAM

CAREER RECEIVING STATISTICS

YEAR	G	REC	YARDS	AVG REC	AVG GAME	TD	LONG	HIGH YARDS
2004	13	2	34	17.0	2.6	0	18-UNLV	18-UNLV
2005	11	0	0	0.0	0.0	0	--	--
2006	13	14	182	13.0	14.0	0	45-VU	53-VU
Totals	37	16	216	13.5	5.8	0	45-VU	53-VU

80 JEFF COTTAM

CAREER RECEIVING STATISTICS

YEAR	G	REC	YARDS	AVG REC	AVG GAME	TD	LONG	HIGH YARDS
2006	13	0	0	--	--	--	--	--
2007	2	1	4	4.0	2.0	0	4-SM	4-SM
Totals	15	1	4	4.0	0.3	0	4-SM	4-SM

3 LENNON CREER

CAREER RUSHING STATISTICS

YEAR	G	ATT	NET YARDS	AVG ATT.	AVG GAME	TD	LONG	HIGH YARDS
2007	2	6	53	8.8	26.5	0	38-SM	53-SM

CAREER RECEIVING STATISTICS

YEAR	G	REC	YARDS	AVG REC	AVG GAME	TD	LONG	HIGH YARDS
2007	2	1	7	7.0	3.5	0	7-SM	7-SM

CAREER KICKOFF RETURN STATISTICS

YEAR	G	NO	YARDS	AVG RET	AVG GAME	TD	LONG	HIGH YARDS
2004	2	2	54	27.0	27.0	0	29-SM	54-SM

8 JONATHAN CROMPTON

CAREER PASSING STATISTICS

YEAR	G	ATT- COMP	INT/ TD	PCT	PASS YDS	AVG. GAME	QB RATE	TOT OFF	AVG. GAME	HI PASS YARDS
2006	7	66-31	2/4	47.0	401	57.3	111.95	419	59.9	183-LSU
2007	1	0-0	0/0	--	--	--	--	-8	-8.0	--
Totals	8	66-31	0/0	47.0	401	50.1	111.95	411	51.4	183-LSU

CAREER RUSHING STATISTICS

YEAR	G	ATT	NET YARDS	AVG ATT.	AVG GAME	TD	LONG	HIGH YARDS
2006	7	16	18	1.1	2.6	0	11-LSU	22-LSU
2007	1	2	-8	-4.0	-8.0	0	-1-SM	-8-SM
Totals	8	18	10	0.6	1.3	0	11-LSU	22-LSU

CAREER STATS (Cunningham-Mapu)

95 CHAD CUNNINGHAM

CAREER PUNTING STATISTICS

YEAR	G	PUNT	YARDS	AVG	TB	FC	I20	50+	BLK	LONG
2005	2	3	122	40.7	0	3	1	0	0	46-SM

34 DORIAN DAVIS

CAREER DEFENSIVE STATISTICS

YEAR	G	UT	AT	TT	SACKS/		TFL/		FF	FR	PBU	INT/ YDS	HIGH TKLE
					YDS	YDS	YDS	YDS					
2006	12	3	1	4	0/0	0/0	0	0	0	0	0/0	1-4x	
2007	2	2	1	3	0/0	0/0	1	0	0	0	0/0	2-CAL	
Totals	14	5	2	7	0/0	0/0	1	0	0	0	0/0	2-CAL	

95 WALTER FISHER

CAREER DEFENSIVE STATISTICS

YEAR	G	UT	AT	TT	SACKS/		TFL/		FF	FR	PBU	INT/ YDS	HIGH TKLE
					YDS	YDS	YDS	YDS					
2006	8	7	1	8	0/0	2/2	0	0	0	0	0/0	3-ARK	
2007	2	3	2	5	0/0	0/0	0	0	1	0	0/0	4-SM	
Totals	10	10	3	13	0/0	2/2	0	0	1	0	0/0	4-SM	

27 ARIAN FOSTER

CAREER RUSHING STATISTICS

YEAR	G	ATT	NET		AVG	AVG	TD	LONG	HIGH
			YARDS	YARDS					
2005	11	183	879	4.8	79.9	5	66-VU	223-VU	
2006	11	91	322	3.5	29.3	5	24-ALA	69-CAL	
2007	2	36	214	5.9	107.0	2	42-CAL	125-SM	
Totals	24	310	1,415	4.6	59.0	12	66-VU	223-VU	

CAREER RECEIVING STATISTICS

YEAR	G	REC	YARDS	AVG	AVG	TD	LONG	HIGH
2005	11	14	148	10.6	13.5	0	39-UK	45-VU
2006	11	11	88	8.0	8.0	0	15-ALA	42-ALA
2007	2	6	15	2.5	7.5	1	15-CAL	20-CAL
Totals	24	31	251	8.1	10.5	1	39-UK	45-VU

Foster has seven career kickoff returns for 174 net yards (his career-long was a 68-yard return vs. California in 2007).

37 ANTONIO GAINES

CAREER DEFENSIVE STATISTICS

YEAR	G	UT	AT	TT	SACKS/		TFL/		FF	FR	PBU	INT/ YDS	HIGH TKLE
					YDS	YDS	YDS	YDS					
2004	6	2	0	2	0/0	0/0	0	0	0	0	0/0	1-2x	
2005	6	1	0	1	0/0	0/0	0	0	0	0	0/0	1-ALA	
2006	12	4	3	7	0/0	0/0	0	0	1	0	0/0	3-ALA	
2007	2	4	3	7	0/0	0/0	0	0	0	0	0/0	6-CAL	
Totals	26	11	6	17	0/0	0/0	0	0	1	0	0/0	6-CAL	

87 QUINTIN HANCOCK

CAREER RECEIVING STATISTICS

YEAR	G	REC	YARDS	AVG	AVG	TD	LONG	HIGH
2006	5	2	29	14.5	5.8	0	27-MEM	27-MEM
2007	2	1	4	4.0	2.0	0	4-CAL	4-CAL
Totals	7	3	33	11.0	4.7	0	27-MEM	27-MEM

2 MONTARIO HARDESTY

CAREER RUSHING STATISTICS

YEAR	G	ATT	NET		AVG	AVG	TD	LONG	HIGH
			YARDS	YARDS					
2005	2	6	18	3.0	9.0	0	11-MISS	14-MISS	
2006	13	107	384	3.6	29.5	4	43-CAL	72-AF	
2007	2	11	38	3.5	19.0	1	9-SM	27-CAL	
Totals	17	124	440	3.5	25.9	5	43-CAL	72-AF	

CAREER RECEIVING STATISTICS

YEAR	G	REC	YARDS	AVG	AVG	TD	LONG	HIGH
2005	2	0	0	--	0.0	0	--	--
2006	13	6	54	9.0	4.2	0	22-SC	22-SC
2007	2	2	4	2.0	2.0	0	7-CAL	4-CAL
Totals	17	8	58	7.3	3.4	0	22-SC	22-SC

33 JONATHAN HEFNEY

CAREER DEFENSIVE STATISTICS

YEAR	G	UT	AT	TT	SACKS/		TFL/		FF	FR	PBU	INT/ YDS	HIGH TKLE
					YDS	YDS	YDS	YDS					
2004	13	53	12	65	0.5/12	2.5/17	0	0	10	1/1	8-2x		
2005	11	45	20	65	0/0	3.5/3	0	0	3	3/63	14-UGA		
2006	13	68	28	96	0/0	3/6	0	1	3	5/75	17-AF		
2007	2	6	5	11	0/0	0/0	0	0	0	0/0	8-CAL		
Totals	39	172	65	237	0.5/12	9/26	0	1	16	9/139	17-AF		

CAREER PUNT RETURN STATISTICS

YEAR	G	NO	YARDS	AVG	AVG	TD	LONG	HIGH
2004	13	23	115	5.0	8.8	0	27-UNLV	41-UGA
2005	11	13	149	11.5	13.5	0	43-VU	76-VU
2006	13	17	206	12.1	15.8	0	65-SC	104-ALA
2007	2	2	34	17.0	17.0	0	18-SM	34-SM
Totals	39	55	504	9.2	12.9	0	65-SC	104-ALA

CAREER KICKOFF RETURN STATISTICS

YEAR	G	NO	YARDS	AVG	AVG	TD	LONG	HIGH
2004	13	5	91	18.2	7.0	0	27-VU	49-UK
2005	11	0	0	--	0.0	0	--	--
2006	13	2	32	16.0	2.5	0	17-MAR	32-MAR
2007	2	1	15	15.0	7.5	0	15-SM	15-SM
Totals	39	8	138	17.3	3.5	0	27-VU	49-UK

31 MARSALOUS JOHNSON

CAREER DEFENSIVE STATISTICS

YEAR	G	UT	AT	TT	SACKS/		TFL/		FF	FR	PBU	INT/ YDS	HIGH TKLE
					YDS	YDS	YDS	YDS					
2006	8	2	0	2	0/0	0/0	0	0	0	0	0/0	1-2x	
2007	2	4	2	6	0/0	0/0	0	0	2	0	0/0	4-CAL	
Totals	10	6	2	8	0/0	0/0	0	0	2	0	0/0	4-CAL	

CAREER KICKOFF RETURN STATISTICS

YEAR	G	NO	YARDS	AVG	AVG	TD	LONG	HIGH
2006	8	5	83	16.6	10.4	0	21-SC	40-SC
2007	2	0	0	--	0.0	0	--	--
Totals	10	5	83	16.6	8.3	0	21-SC	40-SC

39 RYAN KARL

CAREER DEFENSIVE STATISTICS

YEAR	G	UT	AT	TT	SACKS/		TFL/		FF	FR	PBU	INT/ YDS	HIGH TKLE
					YDS	YDS	YDS	YDS					
2004	11	5	1	6	0/0	0/0	0	0	0	0	1/36	3-SC	
2005	11	10	3	13	0/0	0/0	0	2	1	0	0/0	4-UK	
2006	13	50	16	66	1/6	9/33	0	1	4	0	0/0	9-CAL	
2007	2	4	2	6	0/0	0/0	0	0	1	0	0/0	3-2x	
Totals	37	69	22	91	1/6	9/33	0	3	6	1/36	9-CAL		

23 RICARDO KEMP

CAREER DEFENSIVE STATISTICS

YEAR	G	UT	AT	TT	SACKS/		TFL/		FF	FR	PBU	INT/ YDS	HIGH TKLE
					YDS	YDS	YDS	YDS					
2006	13	8	3	11	0/0	0.5/1	0	0	1	0	0/0	7-SC	
2007	2	5	0	5	0/0	0/0	1	0	0	0	0/0	3-SM	
Totals	15	13	3	16	0/0	0.5/1	1	0	1	0	0/0	7-SC	

26 DANIEL LINCOLN

CAREER KICKING STATISTICS

YEAR	FG	FGA	PCT	PAT	PTS	0-29	30-39	40-49	50+	LONG
2007	4	4	100.0	8-8	20	0-0	2-2	2-2	0-0	41-CAL

99 J.T. MAPU

CAREER DEFENSIVE STATISTICS

YEAR	G	UT	AT	TT	SACKS/		TFL/		FF	FR	PBU	INT/ YDS	HIGH TKLE
					YDS	YDS	YDS	YDS					
2002	12	4	5	9	0/0	0/0	0	0	0	0	0/0	3-2x	
2003	12	15	11	26	2/11	4.5/17	1	1	0	0	0/0	9-ALA	
2006	13	4	4	8	0/0	0.5/0	0	0	0	0	0/0	2-ALA	
2007	2	2	1	3	0/0	0/0	0	0	0	0	0/0	2-SM	
Totals	39	25	21	46	2/11	5/17	1	1	0	0	0/0	9-ALA	

CAREER STATS (Mathis-Taylor)

46 ANDRE MATHIS

CAREER DEFENSIVE STATISTICS

YEAR	G	UT	AT	TT	SACKS/		FF	FR	PBU	INT/	HIGH
					YDS	YDS					
2006	8	2	0	2	0/0	0/0	0	0	0	0/0	1-2x
2007	2	0	0	0	0/0	0/0	0	0	0	0/0	--
Totals	10	2	0	2	0/0	0/0	0	0	0	0/0	1-2x

Mathis has one career kickoff return for 15 yards against California in 2007.

7 JEROD MAYO

CAREER DEFENSIVE STATISTICS

YEAR	G	UT	AT	TT	SACKS/		FF	FR	PBU	INT/	HIGH
					YDS	YDS					
2005	6	10	3	13	0/0	0/0	0	0	0	0/0	6-UAB
2006	12	53	30	83	5/40	12.5/51	0	1	1	0/0	12-3x
2007	2	12	2	14	0.5/0	2/4	1	0	0	0/0	10-CAL
Totals	20	75	35	110	5.5/40	14.5/55	1	1	1	0/0	12-3x

5 RICO McCOY

CAREER DEFENSIVE STATISTICS

YEAR	G	UT	AT	TT	SACKS/		FF	FR	PBU	INT/	HIGH
					YDS	YDS					
2006	13	29	9	38	0/0	3/5	1	0	1	0/0	9-UK
2007	2	8	6	14	0/0	0/0	0	0	1	1/0	9-SM
Totals	15	37	15	52	0/0	3/5	1	0	2	1/0	9-2x

20 NEVIN McKENZIE

CAREER DEFENSIVE STATISTICS

YEAR	G	UT	AT	TT	SACKS/		FF	FR	PBU	INT/	HIGH
					YDS	YDS					
2006	2	3	0	3	1/9	1/9	1	0	0	0/0	3-SM

93 XAVIER MITCHELL

CAREER DEFENSIVE STATISTICS

YEAR	G	UT	AT	TT	SACKS/		FF	FR	PBU	INT/	HIGH
					YDS	YDS					
2004	12	3	1	4	1/2	1/2	0	0	0	0/0	1-4x
2005	8	4	7	11	1.5/14	2/16	0	0	1	0/0	2-5x
2006	13	27	16	43	4/34	8/43	1	0	3	0/0	8-UF
2007	2	2	3	5	0/0	0/0	0	0	0	0/0	4-SM
Totals	35	36	27	63	6.5/50	11/61	1	0	4	0/0	8-UF

Though the tackle is not reflected in the official stats, Mitchell made a solo stop on an Air Force 2-point conversion attempt in 2006. The play could have given Air Force a 32-31 lead with 1:35 remaining in the fourth quarter.

83 DENARIUS MOORE

CAREER RECEIVING STATISTICS

YEAR	G	REC	YARDS	AVG		TD	LONG	HIGH
				REC	GAME			
2006	2	2	11	5.5	5.5	0	9-CAL	9-CAL

CAREER KICKOFF RETURN STATISTICS

YEAR	G	NO	YARDS	AVG		TD	LONG	HIGH
				RET	GAME			
2007	2	4	87	21.8	43.5	0	31-CAL	56-SM

48 ADAM MYERS-WHITE

CAREER DEFENSIVE STATISTICS

YEAR	G	UT	AT	TT	SACKS/		FF	FR	PBU	INT/	HIGH
					YDS	YDS					
2005	7	0	0	0	0/0	0/0	0	0	0	0/0	--
2006	13	5	4	9	0/0	0/0	0	0	0	0/0	3-MEM
2007	2	1	0	1	0/0	0/0	0	0	0	0/0	1-SM
Totals	22	6	4	10	0/0	0/0	0	0	0	0/0	3-MEM

97 CHASE NELSON

CAREER DEFENSIVE STATISTICS

YEAR	G	UT	AT	TT	SACKS/		FF	FR	PBU	INT/	HIGH
					YDS	YDS					
2006	3	1	0	1	0/0	0/0	0	0	0	0/0	1-VU
2007	2	2	0	2	0/0	0/0	0	0	0	0/0	2-SM
Totals	5	3	0	3	0/0	0/0	0	0	0	0/0	2-SM

19 JAROD PARRISH

CAREER DEFENSIVE STATISTICS

YEAR	G	UT	AT	TT	SACKS/		FF	FR	PBU	INT/	HIGH
					YDS	YDS					
2003	6	0	0	0	0/0	0/0	0	0	0	0/0	--
2004	12	7	2	9	0/0	0/0	0	0	0	0/0	7-ALA
2005					Redshirt						
2006	10	1	1	2	0/0	0/0	0	0	0	0/0	1-2x
2007	2	7	3	10	0/0	1/2	0	1	0	0/0	7-SM
Totals	30	15	6	21	0/0	1/2	0	1	0	0/0	7-2x

56 NICK REVEIZ

CAREER DEFENSIVE STATISTICS

YEAR	G	UT	AT	TT	SACKS/		FF	FR	PBU	INT/	HIGH
					YDS	YDS					
2004	2	1	0	1	0/0	0/0	0	1	0	0/0	1-SM

89 ANTONIO REYNOLDS

CAREER DEFENSIVE STATISTICS

YEAR	G	UT	AT	TT	SACKS/		FF	FR	PBU	INT/	HIGH
					YDS	YDS					
2004	13	8	1	9	1/3	3/5	0	0	1	0/0	2-3x
2005	11	5	7	12	0/0	0/0	0	0	2	0/0	3-MISS
2006	11	22	15	37	1/9	4.5/18	0	0	0	0/0	6-PSU
2007	2	7	1	8	0/0	1/1	0	0	0	0/0	6-SM
Totals	37	42	24	66	2/12	8.5/24	0	0	3	0/0	6-2x

21 AUSTIN ROGERS

CAREER RECEIVING STATISTICS

YEAR	G	REC	YARDS	AVG		TD	LONG	HIGH
				REC	GAME			
2005	9	1	18	18.0	2.0	0	18-MISS	18-MISS
2006	3	5	69	13.8	23.0	0	28-AF	69-AF
2007	2	13	150	11.5	75.0	1	26-SM	112-SM
Totals	14	19	237	12.5	16.9	1	28-AF	112-SM

CAREER PUNT RETURN STATISTICS

YEAR	G	NO	YARDS	AVG		TD	LONG	HIGH
				RET	GAME			
2005	9	1	-3	-3.0	-0.3	0	-3-SC	-3-SC
2006	3	2	13	6.5	4.3	0	7-CAL	13-CAL
2007	2	1	6	6.0	3.0	0	6-CAL	6-CAL
Totals	14	4	16	4.0	1.1	0	7-CAL	13-CAL

Rogers has two career rushes for 26 yards (his career-long was a 26-yard rush at Kentucky in 2005). Rogers has one career kickoff return for 12 yards (vs. Florida in 2006).

12 LUCAS TAYLOR

CAREER RECEIVING STATISTICS

YEAR	G	REC	YARDS	AVG		TD	LONG	HIGH
				REC	GAME			
2005	9	0	0	--	0.0	0	--	--
2006	13	14	101	7.2	7.8	0	45-AF	45-AF
2007	2	11	221	20.1	110.5	0	43-CAL	118-SM
Totals	24	25	322	12.9	13.4	0	45-AF	118-SM

CAREER PUNT RETURN STATISTICS

YEAR	G	NO	YARDS	AVG		TD	LONG	HIGH
				RET	GAME			
2005	9	13	80	6.2	8.9	0	20-2x	31-ALA
2006	13	0	0	--	0.0	0	--	--
2007	2	0	0	--	0.0	0	--	--
Totals	24	13	80	6.2	3.3	0	20-2x	31-ALA

CAREER KICK RETURN STATISTICS

YEAR	G	NO	YARDS	AVG		TD	LONG	HIGH
				RET	GAME			
2005	9	19	428	22.5	47.6	0	47-VU	77-VU
2006	13	7	118	16.9	9.1	0	25-MEM	36-UF
2007	2	0	0	--	0.0	0	--	--
Totals	24	26	546	21.0	22.8	0	47-VU	77-VU

Taylor has seven career rushes for 20 yards (his career-long was an 18-yard rush vs. South Carolina in 2005). Taylor has one career pass for 48 yards (TD to LaMarcus Coker vs. Florida in 2006).

CAREER STATS *(Thompson-Wilson)*

42 LaMARCUS THOMPSON

CAREER DEFENSIVE STATISTICS

YEAR	G	UT	AT	TT	SACKS/		TFL/		FF	FR	PBU	INT/	HIGH
					YDS	YDS	YDS	YDS				YDS	TKLE
2006	2	0	2	2	0/0	0/0	0	0	0	0	0/0	2-SM	

38 ANTONIO WARDLOW

CAREER DEFENSIVE STATISTICS

YEAR	G	UT	AT	TT	SACKS/		TFL/		FF	FR	PBU	INT/	HIGH
					YDS	YDS	YDS	YDS				YDS	TKLE
2006	11	5	1	6	0/0	0/0	0	0	0	0	0/0	4-SC	
2007	2	1	2	3	0/0	0/0	0	0	0	0	0/0	3-CAL	
Totals	13	6	3	9	0/0	0/0	0	0	0	0	0/0	4-SC	

Wardlow has one blocked kick in his career (a blocked punt at Georgia in 2006 that he recovered for a touchdown).

55 DAN WILLIAMS

CAREER DEFENSIVE STATISTICS

YEAR	G	UT	AT	TT	SACKS/		TFL/		FF	FR	PBU	INT/	HIGH
					YDS	YDS	YDS	YDS				YDS	TKLE
2006	6	1	1	2	1/1	1/1	0	0	0	0	0/0	1-2x	
2007	2	4	3	7	0/0	0.5/1	0	0	0	0	0/0	6-SM	
Totals	8	5	4	9	1/1	1.5/2	0	0	0	0	0/0	6-SM	

24 DeANGELO WILLINGHAM

CAREER DEFENSIVE STATISTICS

YEAR	G	UT	AT	TT	SACKS/		TFL/		FF	FR	PBU	INT/	HIGH
					YDS	YDS	YDS	YDS				YDS	TKLE
2006	2	1	0	1	0/0	0/0	0	0	0	0	0/0	1-SM	

35 ELLIX WILSON

CAREER DEFENSIVE STATISTICS

YEAR	G	UT	AT	TT	SACKS/		TFL/		FF	FR	PBU	INT/	HIGH
					YDS	YDS	YDS	YDS				YDS	TKLE
2004	12	6	1	7	0/0	0/0	0	0	0	0	0/0	3-UK	
2005	1				Redshirt								
2006	13	9	4	13	0/0	0/0	0	0	0	0	0/0	5-LSU	
2007	1	1	0	1	0/0	0/0	0	0	0	0	0/0	1-CAL	
Totals	27	16	5	21	0/0	0/0	0	0	0	0	0/0	5-LSU	

INDIVIDUAL**Rushed for more than 100 yards**

125, Arian Foster vs. Southern Miss, 9/8/07

Rushed for more than 200 yards

223, Arian Foster vs. Vanderbilt, 11/19/05

Rushed for more than 250 yards

294, Chuck Webb vs. Mississippi, 11/18/89

Passed for 200 yards

276, Erik Ainge vs. California, 9/8/07

Passed for 300 yards

302, Erik Ainge vs. Alabama, 10/21/06

Passed for 400 yards

408, Peyton Manning vs. Northwestern (Citrus Bowl), 1/1/97

Passed for 500 yards

523, Peyton Manning at Kentucky, 11/22/97

Had 100 yards receiving

Lucas Taylor (118) and Austin Rogers (112) vs. Southern Miss, 9/8/07

Had 150 yards receiving

157, Robert Meachem at Memphis, 9/30/06

Had 200 yards receiving

256, Kelley Washington vs. LSU, 9/29/01

Returned a kickoff for a touchdown

Bret Smith (44 yards; onside kick) at South Carolina, 10/30/04

Returned a punt for a touchdown

Mark Jones (53 yards) vs. Vanderbilt, 11/22/03

Returned a blocked punt for a touchdown

Antonio Wardlow (8 yards) at Georgia, 10/7/06

Returned a blocked field goal for a touchdown

Tyrone Hines (90 yards) vs. South Carolina, 10/28/95

Returned a pass interception for a touchdown

Demetrice Morley (31 yards) vs. LSU, 11/4/06

Returned a fumble for a touchdown

Parys Haralson (18 yards) vs. Alabama, 10/23/04

Returned an extra point for a score

Floyd Miley (97 yards) vs. Mississippi, 11/17/90 (blocked kick return)

Returned a kickoff 100 yards

Leonard Scott vs. Georgia, 10/9/98

Returned a punt for at least 75 yards

Terry Fair vs. Arkansas, 11/16/96 (86 yards)

Rushed for three touchdowns

3, Arian Foster at Georgia, 10/7/06

Threw three touchdown passes

3, Erik Ainge at California, 9/1/07

Caught three touchdown passes

3, Chris Hannon vs. Mississippi State, 11/15/03

Kicked three field goals

3, Daniel Lincoln vs. Southern Miss, 9/8/07

Had an 80-yard run

87, LaMarcus Coker at Vanderbilt, 11/18/06

Had an 80-yard pass completion

84, Erik Ainge to Robert Meachem at Memphis, 9/30/06

Had 20 tackles

21, Tom Fisher at Auburn, 9/26/64 (Birmingham, Ala.)

Recorded three sacks

3, Jerod Mayo vs. California, 9/2/06

Forced two fumbles

2, Brandon Johnson vs UNLV, 8/30/04

Intercepted two passes

3, Deon Grant vs Auburn 1999

Made a 50-yard field goal

51, James Wilhoit vs. Florida, 9/16/06

TEAM**Shut out an opponent**

48-0 vs. Vanderbilt, 11/22/03

Shut out consecutive opponents

at Vanderbilt and vs. Kentucky, 11/23-30/02 (both scores were 24-0)

Rushed for more than 300 yards

347, vs. Louisiana Tech, 9/25/04 (51 carries)

Rushed for more than 400 yards

406, vs. Vanderbilt, 11/26/94 (60 carries)

Passed for more than 300 yards

302, vs. Alabama, 10/21/06 (28-of-46)

Had more than 600 yards total offense

606, vs. Kentucky, 11/27/04 (204 rush, 402 pass)

Scored 50 points

51, at Georgia 10/7/06 (Score: 51-33)

Scored 60 points

63, vs. Arkansas, 11/11/00 (Score: 63-20)

Scored 70 points

70, vs. Louisiana-Monroe, 9/23/00 (Score: 70-3)

Failed to rush for more than 100 yards

83, vs. Penn State (Outback Bowl), 1/1/07 (23 carries)

Failed to pass for more than 100 yards

99, vs. South Carolina, 10/29/05 (14-for-32)

Held opponent to fewer than 100 yards rushing

90, vs. Southern Miss, 9/8/07 (32 carries)

Held an opponent to fewer than 100 yards passing

79, at Memphis, 9/30/06

Held opponent without a touchdown

at Kentucky, 11/29/05 (Score: Tennessee 27-8)

Failed to get a first down

vs. Auburn, 9/27/58 (Score: Auburn 13-0)

Scored a safety

vs. Southern Miss, 9/8/07 (Stephen Reaves kicked ball through end zone)

Never had to punt

vs. Air Force, 9/9/06 (seven offensive possessions in 31-30 win)

Blocked a punt

at Georgia, 10/7/06 (Antonio Wardlow)

Blocked a field goal

vs. Penn State (Outback Bowl), 1/1/07 (Demetrice Morley)

Faked a punt

at Florida, 9/17/05 (Britton Colquitt pass incomplete to Inquoris Johnson)

Faked a punt successfully for a first down

at Mississippi, 10/16/04 (Dustin Colquitt 19-yard pass to Chris Hannon)

Faked a field goal

vs. Arkansas, 11/11/00 (Seth Reagan ran 2 yards for touchdown)

Attempted a 2-point conversion

at Vanderbilt, 11/18/06 (Erik Ainge pass failed; score: 19-7)

Successfully attempted a 2-point conversion

at Notre Dame, 11/5/05 (Erik Ainge pass to Bret Smith; score: 21-21)

Two players rushed for 100 yards

Cedric Houston (160) and Gerald Riggs Jr. (116) vs. Louisiana Tech, 9/25/04

Three players rushed for 100 yards

James Stewart (145), Aaron Hayden (115), Mose Phillips (107) vs. Vanderbilt, 11/30/91

Two players with 100 yards passing

Erik Ainge (149) and Rick Clausen (120) vs. Notre Dame, 11/6/04

Two players had more than 100 yards receiving

Lucas Taylor (118) and Austin Rogers (112) vs. Southern Miss, 9/8/07

Played an overtime game

at LSU, 9/26/05 (Score: Tennessee 30-27 in one overtime)

Lost an overtime game

at LSU, 9/30/00 (Score: LSU 38-31 in one overtime)

Beat a ranked opponent

at No. 9 Georgia, 10/7/06 (UT 51, UGA 33)

Beat a team ranked in the top 15

at No. 9 Georgia, 10/7/06 (UT 51, UGA 33)

Beat a team ranked in the top five

at No. 4 LSU, 9/26/06 (UT 30, LSU 27)

THE LAST TIME A TENNESSEE OPPONENT ...

INDIVIDUAL

Rushed for more than 100 yards

156, Justin Forsett, California, 9/1/07 (26 carries)

Rushed for more than 200 yards

206, Ahman Green, Nebraska (Orange Bowl), 1/2/98

Rushed for more than 250 yards

Never

Passed for 200 yards

254, Jeremy Young, Southern Miss, 9/8/07

Passed for 300 yards

315, Jay Cutler, Vanderbilt, 11/19/05

Passed for 400 yards

406, Jared Lorenzen, Kentucky, 11/17/01

Passed for 500 yards

Never

Had 100 yards receiving

127, Chris Johnson, 9/8/07

Had 150 yards receiving

167, Earl Bennett, Vanderbilt, 11/19/05

Had 200 yards receiving

222, Clarence Sevellian, Vanderbilt, 11/28/92

Returned a kickoff for a touchdown

Thomas Brown (99 yards), Georgia, 10/7/06

Returned a blocked punt for a touchdown

Reggie Fullwood (2 yards), Army, 10/11/86

Returned a punt for a touchdown

DeSean Jackson (77 yards), California, 9/1/07

Returned a pass interception for a touchdown

Tom Zbikowski (33 yards), Notre Dame, 11/5/05

Returned a fumble for a touchdown

Worrell Williams (44 yards), California, 9/1/07

Returned an extra point for a score

Quinton Reese, Auburn (SEC Championship), 12/6/97

Returned a kickoff 100 yards

Nathan Jones (100 yards), Rutgers, 9/28/02

Returned a punt at least 75 yards

DeSean Jackson (77 yards), California, 9/1/07

Rushed for three touchdowns

Scott Frost (runs of 1, 11 and 19 yards), Nebraska (Orange Bowl), 1/2/98

Threw three touchdown passes

3, JaMarcus Russell, LSU, 11/4/06

Caught three touchdown passes

3, Josh Reed, LSU, 9/30/00 (OT)

Kicked three field goals

3, Stephen Gostkowski, Memphis, 11/12/05

Had an 80-yard pass completion

81, Chris Leak to Chad Jackson, Florida, 9/18/04

Recorded three sacks

5, Alex Brown, Florida, 9/18/99

Intercepted two passes

2, Simeon Castille, Alabama, 10/21/06

Made a 50-yard field goal

51, Britt Barefoot, Southern Miss, 9/8/07

TEAM

Shut out Tennessee

31-0, Florida, 9/17/94

Shut out Tennessee consecutively

Kentucky and Vanderbilt, 11/19-26/59 (Scores: 20-0, 14-0)

Rushed for more than 300 yards

321 Nebraska (Fiesta Bowl), 1/2/00

Rushed for more than 400 yards

409, Nebraska (Orange Bowl), 1/2/98

Passed for more than 400 yards

409, Florida, 9/19/98

Had more than 600 yards total offense

634, Kentucky, 11/22/97

Scored 50 points

62, Florida, 11/16/95 (Score: 62-37)

Scored 60 points

62, Florida, 11/16/95 (Score: 62-37)

Scored 70 points

70, Trinity (present-day Duke), 11/4/1893 (Score: Trinity 70-0)

Failed to rush for more than 100 yards

90, Southern Miss, 9/8/07 (32 carries)

Failed to pass for more than 100 yards

79, Memphis, 9/30/06 (11-for-17)

Held Tennessee to fewer than 100 yards rushing

83, Penn State (Outback Bowl), 1/1/07 (23 carries)

Held Tennessee to fewer than 100 yards passing

99, vs. South Carolina, 10/29/05 (14-for-32)

Held Tennessee without a touchdown

Alabama, 10/22/05 (Score: Alabama 6-3)

Scored a safety

Kentucky, 11/26/05 (Erik Ainge called for intentional grounding in end zone)

Returned a punt and a kickoff for a touchdown in the same game

Georgia, 10/7/06 (Punt: 86 yards, Mikey Henderson; Kickoff: 99 yards, Thomas Brown)

Blocked a punt

Alabama, 10/21/06 (Marcel Stamps)

Blocked a field goal

Mississippi, 10/1/05 (Jayme Mitchell)

Blocked two field goals

Colorado, 8/26/90

Faked a punt

LSU, 11/4/06 (Chris Jackson rush for 18 yards)

Faked a punt successfully for a first down

LSU, 11/4/06 (Chris Jackson rush for 18 yards)

Attempted a 2-point conversion

Georgia, 10/7/06 (Joe Tereshinski pass failed)

Successfully attempted a 2-point conversion

California, 9/2/06 (Joe Ayooob pass to Robert Jordan; score: 35-11)

Two players rushed for 100 yards

James Rouse (134) and Barry Foster (103), Arkansas (Cotton Bowl), 1/1/90

Three players rushed for 100 yards

Paul Hofer (119), James Reed (115), Michael Sweet (103), Mississippi, 11/15/75

Two players had more than 100 yards passing

Jesse Palmer (210) and Doug Johnson (199), Florida, 9/19/98

Two players had more than 100 yards receiving

Brandon Smith (160) and Marlon White (108), Vanderbilt, 11/20/04

Played an overtime game

LSU, 9/26/05 (UT 30, LSU 27 in one OT)

Won an overtime game

LSU, 9/30/00 (LSU 38, UT 31 in one OT)

Beat a ranked Tennessee team

California 9/1/07 (No. 12 California 45, No. 15 UT 31)

Beat a Tennessee team ranked in the top 15

California 9/1/07 (No. 12 California 45, No. 15 UT 31)

Beat a Tennessee team ranked in the top five

Florida, 9/17/05 (No. 6 UF 16, No. 4 UT 7)